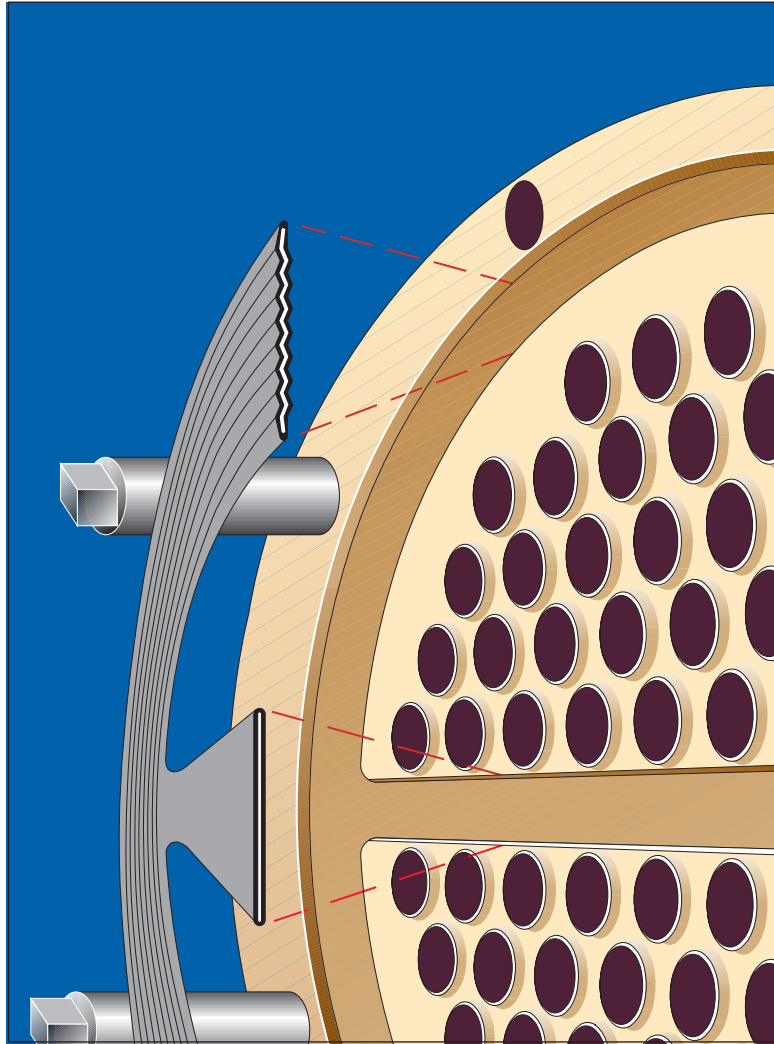


The GRAPHONIC® Family of Gaskets

Corrugated metal gaskets for superior reliability



Garlock
SEALING TECHNOLOGIES®

an EnPro Industries company

The GRAPHONIC® Family of Gaskets

Corrugated metal gaskets for superior reliability

GRAPHONIC® Family

The superior technology of the GRAPHONIC® family of gaskets ensures excellent sealing performance and reliability, even in the most difficult applications. Each of the three styles combines a corrugated metal core with a compressible sealing element of various materials, for resistance to a wide range of harsh conditions, including extreme temperature, corrosive chemicals, or thermal cycling.

GRAPHONIC® Gasket

With flexible graphite sealing element

- Accommodates a wide range of temperatures
- Seals effectively during thermal cycling
- Fire safe—withstands API and FITT fire tests
- Chemically resistant
- Long service life

TEPHONIC® Gasket

With ePTFE sealing element

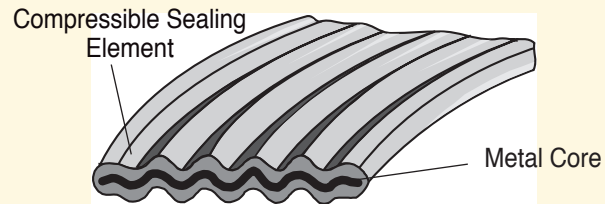
- Chemically inert
- Forms a tight seal under low bolt load
- Conforms to minor sealing surface imperfections
- Withstands temperatures to 500°F (260°C)

G.E.T.™ Gasket

With graphite and ePTFE sealing element

- Combines fire safety with chemical resistance
- Conforms to minor sealing surface imperfections
- Rigid yet compressible

Construction



Standard Metals

- Mild steel
- Stainless 304
- Stainless 316
- INCONEL 600®
- INCONEL 625®
- INCOLOY 300®
- INCOLOY 825®
- HASTELLOY C276®
- MONEL 400®

Sealing Elements

- Flexible graphite
- ePTFE
- Combination graphite and ePTFE

INCONEL® is a registered trademark of Inco Alloys International, Inc.
 INCOLOY® is a registered trademark of Inco Alloys International, Inc.
 HASTELLOY® is a registered trademark of Haynes International.
 MONEL® is a registered trademark of International Nickel.

Engineering Data

	GRAPHONIC®	TEPHONIC® and G.E.T.™
Temperature		
Min.:	-400°F (-240°C)	-350°F (-210°C)
Max. in atmosphere:	850°F (454°C)*	500°F (260°C)
in steam:	1200°F (650°C)	—
continuous in reducing or inert media:	5432°F (3000°C)	—
Pressure, max.:	2000 psig (140 bar)	
P x T, max.		
1/16" thickness:	700,000 (25,000)†	
1/8" thickness:	350,000 (12,000)†	

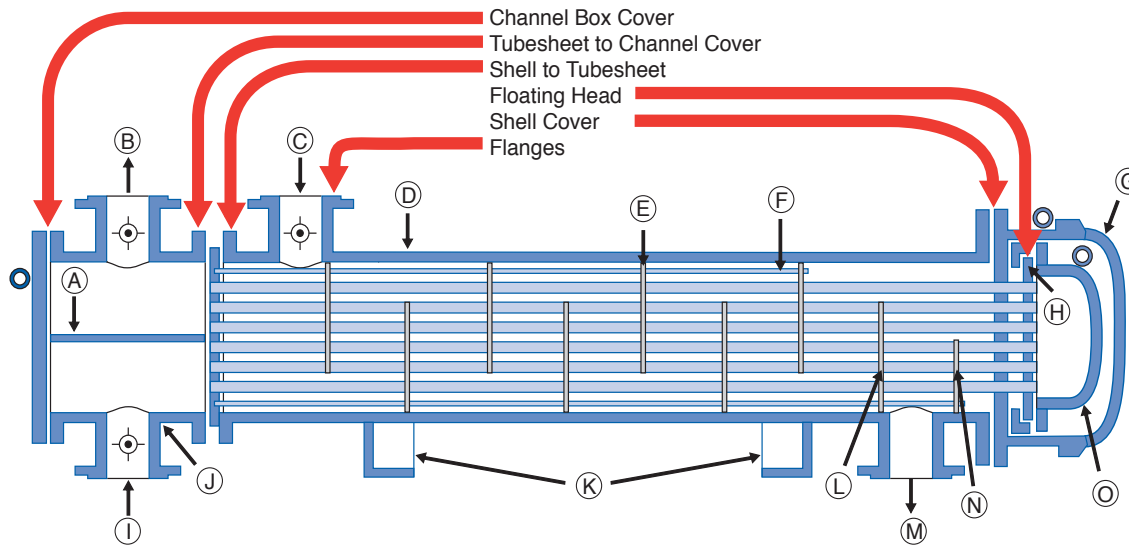
* Maximum temperatures of 975°F (525°C) can be allowed for flexible graphite with oxidation inhibitors.

† P x T max. = psig x °F (bar x °C)

Note: When approaching maximum temperatures, consult the Garlock Metallic Gasket Engineering Dept. at 1-800-972-7638 or 1-281-459-7200.

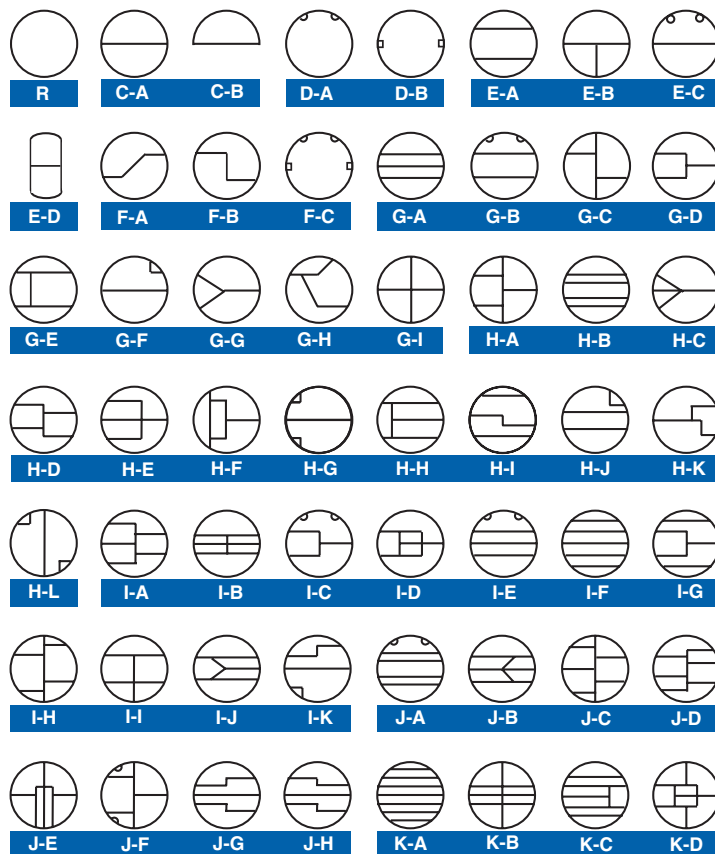
Applications for Heat Exchangers

Gasket Locations



- A Pass partition
- B Tubeside fluid out
- C Shell inlet
- D Shell
- E Baffles
- F Tie rods and spacers
- G Shell cover
- H Floating tubesheet
- I Tubeside fluid in
- J Stationary-head channel
- K Support saddles
- L Last baffle
- M Shell outlet
- N Floating-head support plate
- O Floating-head cover

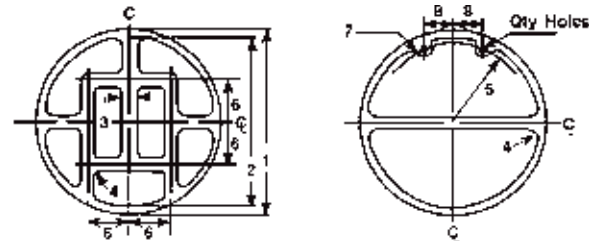
Gasket Configurations



Ordering Information

To order GRAPHONIC® heat exchanger gaskets, specify:

- Style
- Shape (see chart at left)
- Material (metal)
- Thickness
- Outside diameter (1)
- Inside diameter (2)
- Width of rib (3)
- Radius of rib (4)
- Bolt circle radius (5)
- CL of gasket to CL of rib (6)
- Radius around bolt (7)
- Location and number of bolt holes (8)



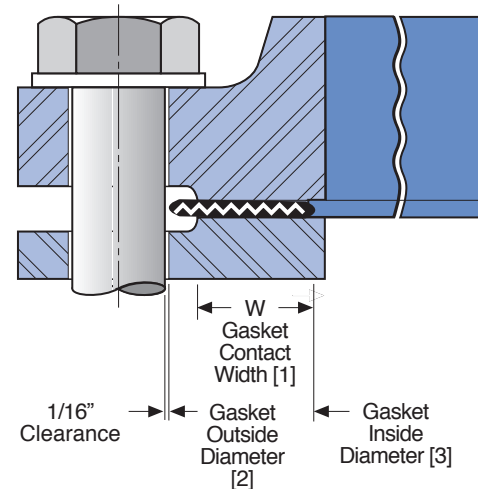
WARNING:

Properties/applications shown throughout this brochure are typical. Your specific application should not be undertaken without independent study and evaluation for suitability. For specific application recommendations consult Garlock. Failure to select the proper sealing products could result in property damage and/or serious personal injury. Performance data published in this brochure has been developed from field testing, customer field reports and/or in-house testing. While the utmost care has been used in compiling this brochure, we assume no responsibility for errors. Specifications subject to change without notice. This edition cancels all previous issues. Subject to change without notice. GARLOCK is a registered trademark for packings, seals, gaskets, and other products of Garlock.

Gasket Dimension Table

ASME / ANSI B16.5 Flanges to ANSI B16.21-1992

Nominal Pipe Size	Pipe Size	Gasket Contact Width W [1]		Gasket Inside Diameter [3]		Gasket Outside Dia. [2]			
						Flange Pressure Class (lb)			
						Class 150		Class 300	
inch	mm	inch	mm	inch	mm	inch	mm		
1/2	12.7	0.27	6.9	27/32	21.4	1-7/8	47.6	2-1/8	54.0
3/4	19.1	0.31	7.9	1-1/16	27.0	2-1/4	57.2	2-5/8	66.7
1	25.4	0.34	8.6	1-5/16	33.3	2-5/8	66.7	2-7/8	73.0
1-1/4	31.8	0.42	10.7	1-21/32	42.1	3	76.2	3-1/4	82.6
1-1/2	38.1	0.48	12.2	1-29/32	48.4	3-3/8	85.7	3-3/4	95.3
2	50.8	0.62	15.7	2-3/8	60.3	4-1/8	104.8	4-3/8	111.1
2-1/2	63.5	0.62	15.7	2-7/8	73.0	4-7/8	123.8	5-1/8	130.2
3	76.2	0.75	19.1	3-1/2	88.9	5-3/8	136.5	5-7/8	149.2
3-1/2	88.9	0.75	19.1	4	101.6	6-3/8	161.9	6-1/2	165.1
4	101.6	0.84	21.3	4-1/2	114.3	6-7/8	174.6	7-1/8	181.0
5	127.0	0.88	22.4	5-9/16	141.3	7-3/4	196.9	8-1/2	215.9
6	152.4	0.94	23.9	6-5/8	168.3	8-3/4	222.3	9-7/8	250.8
8	203.2	1.00	25.4	8-5/8	219.1	11	279.4	12-1/8	308.0
10	254.0	1.00	25.4	10-3/4	273.1	13-3/8	339.7	14-1/4	362.0
12	304.8	1.12	28.4	12-3/4	323.9	16-1/8	409.6	16-5/8	422.3
14	355.6	1.12	28.4	14	355.6	17-3/4	450.9	19-1/8	485.8
16	406.4	1.25	31.8	16	406.4	20-1/4	514.4	21-1/4	539.8
18	457.2	1.50	38.1	18	457.2	21-5/8	549.3	23-1/2	596.9
20	508.0	1.50	38.1	20	508.0	23-7/8	606.4	25-3/4	654.1
24	609.6	1.62	41.1	24	609.6	28-1/4	717.6	30-1/2	774.7



AUTHORIZED REPRESENTATIVE

WARNING:

Properties/applications shown throughout this brochure are typical. Your specific application should not be undertaken without independent study and evaluation for suitability. For specific application recommendations consult Garlock. Failure to select the proper sealing products could result in property damage and/or serious personal injury. Performance data published in this brochure has been developed from field testing, customer field reports and/or in-house testing.

While the utmost care has been used in compiling this brochure, we assume no responsibility for errors. Specifications subject to change without notice. This edition cancels all previous issues. Subject to change without notice.

GARLOCK is a registered trademark for packings, seals, gaskets, and other products of Garlock.

© Garlock Inc 2007. All rights reserved worldwide.

Garlock

SEALING TECHNOLOGIES®

an EnPro Industries company

Garlock Sealing Technologies
1666 Division Street
Palmyra, New York 14522 USA
1-315-597-4811
1-800-448-6688
Fax: 1-800-543-0598
1-315-597-3039

www.garlock.com

Other Garlock facilities are located in:

Columbia, SC, USA
 Phone 1.803.783.1880
 Fax 1.803.783.4279

Houston, TX, USA
 Phone 1.281.459.7200
 Fax 1.281.458.0502

Sydney, Australia
 Phone 61.2.9793.2511
 Fax 61.2.9793.2544

São Paulo, Brazil
 Phone 55.11.4352.6161
 Fax 55.11.4352.8181

Sherbrooke, Canada
 Phone 1.819.563.8080
 Fax 1.819-563.5620

W. Yorkshire, England
 Phone 44.1422.313600
 Fax 44.1422.313601

Saint-Étienne, France
 Phone 33.4.7743.5100
 Fax 33.4.7743.5151

Neuss, Germany
 Phone 49.2131.3490
 Fax 49.2131.349.222

Mexico City, Mexico
 Phone 52.555.567.7011
 Fax 52.555.368.0418

Singapore
 Phone 65.6285.9322
 Fax 65.6284.5843

Shanghai, China
 Phone 86.021.62789702
 Fax 86.021.62787826

Dubai, UAE
 Phone 971.4.8833652
 Fax 971.4.8833682