


Garlock Kammprofile Gasket

Exceptional reliability in difficult applications



Garlock
SEALING TECHNOLOGIES®


an EnPro Industries company

Garlock Kammprofile Gasket

Superior Performance

Serrated solid metal core

- Serrations concentrate bolt load on small area for tight seals at lower stress
- Solid metal core resists cold flow, overcompression and blowout
- Rigid core provides exceptional stability, even in large sizes, and facilitates handling and installation



Soft, deformable sealing material

- Under compression, fills seating surface imperfections to form a tight, metal-to-metal connection
- Seals under low stress—ideal for weaker flanges
- Withstands extreme fluctuations in temperatures and pressures

Style Selection Guide

Garlock Kammprofile Styles	Construction		Centering Ring		Flange			
	Parallel Root	Convex Root	Integral	Floating	Male/Female	Tongue/Groove	Flat Face	Raised Face
642 A	●				●	●		
642 AR	●		●				●	●
642 AR2	●			●			●	●
642 AC		●			●	●		
642 ARC		●	●				●	●
642 ARC2		●		●			●	●

- **Convex root** core compensates for flange weakness and counteracts flange rotation
- **Integral centering ring** ensures optimum gasket positioning
- **Floating centering ring** attached outside sealing area compensates for expansion and contraction during thermal cycling

Applications

- Accommodates standard ASME flanges as well as weaker and non-circular flanges
- Economical replacement for jacketed heat exchanger gaskets
- Seals less than perfect flanges
- Handles pressures from vacuum to Class 2500
- Withstands temperatures from cryogenics to 2000°F (1100°C)

Material Options


Metal Core	Max. Temperature	
304 SS	1400°F	760°C
316 SS	1400°F	760°C
321 SS	1400°F	760°C
Aluminum	800°F	425°C
Copper	600°F	315°C
HASTELLOY®	2000°F	1090°C
INCONEL®	2000°F	1090°C
INCOLOY®	1600°F	870°C
MONEL®	1500°F	815°C
Titanium	2000°F	1090°C

Sealing Element	Max. Temperature	
ePTFE	500°F	260°C
Flex. graphite*	950°F	510°C
GYLON®	500°F	260°C
PTFE	500°F	260°C

* Up to 6000°F (3300°C) in reducing atmosphere

GYLON® is a registered trademark of Garlock Inc. HASTELLOY® is a registered trademark of Haynes International. INCOLOY® and INCONEL® are registered trademarks of Inco Alloys International, Inc. MONEL® is a registered trademark of International Nickel.

Room Temperature Tightness Test (ROTT)



■ Purpose:

Determine a gasket's sealing capabilities at room temperature

■ Sample used:

One 4" stainless steel and flexible graphite Class 150 Garlock Kammprofile gasket

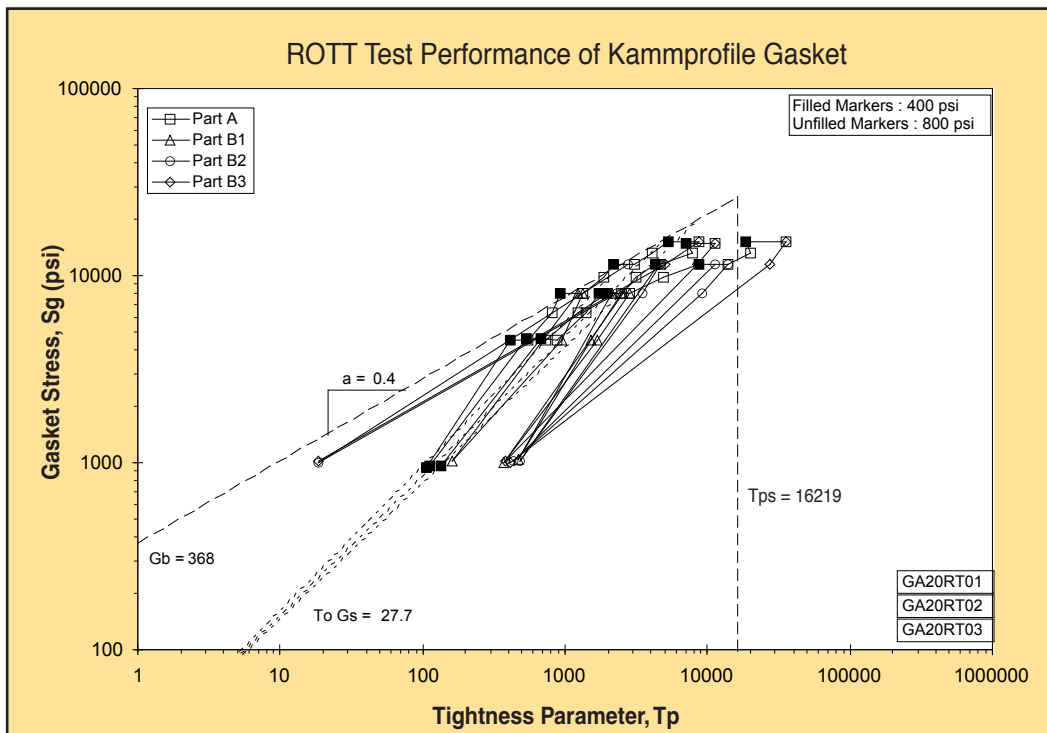
■ Procedure:

- Part A—Initial joint tightening: Gasket loaded to five incremental stress levels from 1,025 to 15,160 psi
- Parts B1-B3—Joint relaxation and retightening: Gasket loading in Part A interrupted during

- ing last three stress levels for unload/reload sequence
- At each stress level, the leakage of helium is measured at pressures of 400 and 800 psig
- Test data is plotted on log-log scale

Comparison of Seating Requirements

Gasket Material or Style	Gasket Constant Gb (psi)	Gasket Constant 'a' (psi)	Gasket Constant Gs (psi)	Stress Req'd for Tightness of 100 (psi)	Stress Req'd for Tightness of 1,000 (psi)	Stress Req'd for Tightness of 10,000 (psi)
Garlock Kammprofile	368	0.4	0.28	2,324	5,838	14,664
Flexible graphite spiral wound	2,300	0.237	13	6,851	11,823	20,405
PTFE-filled spiral wound	4,500	0.14	70	8,575	11,836	16,339
Foil-reinforced flexible graphite	816	0.377	0.066	4,631	11,033	26,284



Test Conclusions

- The Kammprofile gasket effects a tight seal under lower initial seating stress than other gaskets
- The Kammprofile gasket exhibits superior tightness during stress cycling

WARNING:

Properties/applications shown throughout this brochure are typical. Your specific application should not be undertaken without independent study and evaluation for suitability. For specific application recommendations consult Garlock. Failure to select the proper sealing products could result in property damage and/or serious personal injury.

Performance data published in this brochure has been developed from field testing, customer field reports and/or in-house testing.

While the utmost care has been used in compiling this brochure, we assume no responsibility for errors. Specifications subject to change without notice. This edition cancels all previous issues. Subject to change without notice.

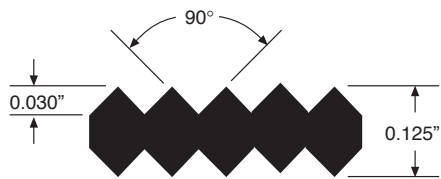
* "Gb" and "a" measure tightness at initial seating, "Gs" indicates tightness under bolt load loss during operation—low values indicate best performance. "Tp" measures the gasket's ability to control leakage in a pressurized joint—the higher the Tp the tighter the joint.

Thicknesses

Core Compressed Thickness		Thickness*	
Inches	mm	Inches	mm
0.093	2.36	0.095 to 0.105	2.41 to 2.67
0.125	3.18	0.128 to 0.138	3.25 to 3.51
0.187	4.75	0.190 to 0.200	4.83 to 5.08
0.250	6.35	0.253 to 0.263	6.43 to 6.68
0.375	9.53	0.378 to 0.388	9.60 to 9.86
0.500	12.70	0.503 to 0.513	12.78 to 13.03

* Based on a flexible graphite sealing element.

Standard Core and Groove Dimensions

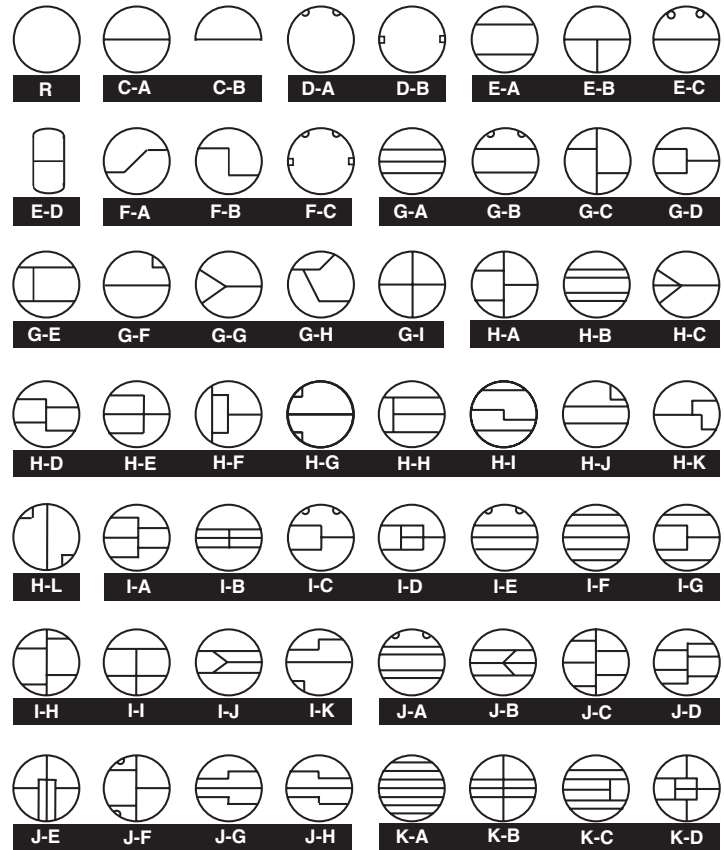


Ordering Information

When ordering, specify:

- Style number
- Material for metal core and sealing element
- OD, ID, and thickness
- Configuration from chart, if applicable

Heat Exchanger Configurations



AUTHORIZED REPRESENTATIVE

Garlock

SEALING TECHNOLOGIES®

an EnPro Industries company

Garlock Sealing Technologies
 1666 Division Street
 Palmyra, New York 14522 USA
 1-315-597-4811
 1-800-448-6688
 Fax: 1-800-543-0598
 1-315-597-3039

www.garlock.com

WARNING:

Properties/applications shown throughout this brochure are typical. Your specific application should not be undertaken without independent study and evaluation for suitability. For specific application recommendations consult Garlock. Failure to select the proper sealing products could result in property damage and/or serious personal injury.

Performance data published in this brochure has been developed from field testing, customer field reports and/or in-house testing.

While the utmost care has been used in compiling this brochure, we assume no responsibility for errors. Specifications subject to change without notice. This edition cancels all previous issues. Subject to change without notice.

GARLOCK is a registered trademark for packings, seals, gaskets, and other products of Garlock.

© Garlock Inc 2007. All rights reserved worldwide.

Other Garlock facilities are located in:

Columbia, SC, USA
 Phone 1.803.783.1880
 Fax 1.803.783.4279

Houston, TX, USA
 Phone 1.281.459.7200
 Fax 1.281.458.0502

Sydney, Australia
 Phone 61.2.9793.2511
 Fax 61.2.9793.2544

São Paulo, Brazil
 Phone 55.11.4352.6161
 Fax 55.11.4352.8181

Sherbrooke, Canada
 Phone 1.819.563.8080
 Fax 1.819-563.5620

W. Yorkshire, England
 Phone 44.1422.313600
 Fax 44.1422.313601

Saint-Étienne, France
 Phone 33.4.7743.5100
 Fax 33.4.7743.5151

Neuss, Germany
 Phone 49.2131.3490
 Fax 49.2131.349.222

Mexico City, Mexico
 Phone 52.555.567.7011
 Fax 52.555.368.0418

Singapore
 Phone 65.6285.9322
 Fax 65.6284.5843

Shanghai, China
 Phone 86.021.62789702
 Fax 86.021.62787826

Dubai, UAE
 Phone 971.4.8833652
 Fax 971.4.8833682