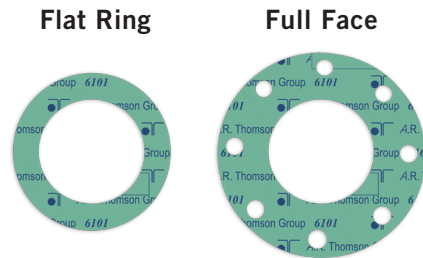
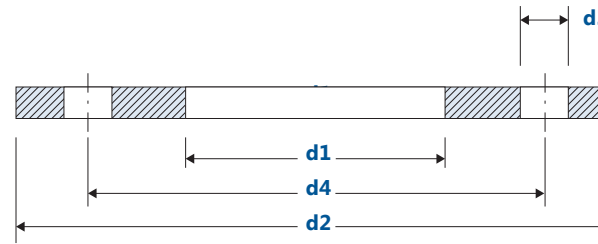


Non Metallic Gasket Dimensions

NPS 22 to 60 in. Series B

ASME B16.21 Non Metallic Gaskets
For ASME B16.47 Series B (MSS SP-44) Flanges



Class 75 LB

Nominal Pipe Size	Gasket I.D.	FLAT RING O.D.	FULL FACE (1)			
			O.D.	# of Bolt Holes	Bolt Hole D.	Bolt Circle D.
	d1		d2		d3	d4
26	26.00	28.56	30.94	36	0.88	29.31
28	28.00	30.56	32.94	40	0.88	31.31
30	30.00	32.56	34.94	44	0.88	33.31
32	32.00	34.69	37.06	48	0.88	35.44
34	34.00	36.81	39.56	40	1.00	37.69
36	36.00	38.88	41.62	44	1.00	39.75
38	38.00	41.12	44.25	40	1.12	42.12
40	40.00	43.12	46.25	44	1.12	44.12
42	42.00	45.12	48.25	48	1.12	46.12
44	44.00	47.12	50.25	52	1.12	48.12
46	46.00	49.44	52.81	40	1.25	50.56
48	48.00	51.44	54.81	44	1.25	52.56
50	50.00	53.44	56.81	48	1.25	54.56
52	52.00	55.44	58.81	52	1.25	56.56
54	54.00	57.62	61.00	56	1.25	58.75
56	56.00	59.62	63.00	60	1.25	60.75
58	58.00	62.19	65.94	48	1.38	63.44
60	60.00	64.19	67.94	52	1.38	65.44

Class 300 LB

Nominal Pipe Size	Gasket I.D.	FLAT RING O.D.	FULL FACE (1)			
			O.D.	# of Bolt Holes	Bolt Hole D.	Bolt Circle D.
	d1		d2		d3	d4
26	26.00	30.38	34.12	32	1.38	31.62
28	28.00	32.50	36.25	36	1.38	33.75
30	30.00	34.88	39.00	36	1.50	36.25
32	32.00	37.00	41.50	32	1.62	38.50
34	34.00	39.12	43.62	36	1.62	40.62
36	36.00	41.25	46.12	32	1.75	42.88
38	38.00	43.25	48.12	36	1.75	44.88
40	40.00	45.25	50.12	40	1.75	46.88
42	42.00	47.25	52.50	36	1.88	49.00
44	44.00	49.25	54.50	40	1.88	51.00
46	46.00	51.88	57.50	36	2.00	53.75
48	48.00	53.88	59.50	40	2.00	55.75
50	50.00	55.88	61.50	44	2.00	57.75
52	52.00	57.88	63.50	48	2.00	59.75
54	54.00	61.25	65.88	48	2.00	62.12
56	56.00	62.75	69.50	36	2.38	65.00
58	58.00	65.19	71.94	40	2.38	67.44
60	60.00	67.12	73.94	40	2.38	69.44

General notes: Dimensions in inches.
d1 = Gasket I.D. (inner diameter)
d2 = Gasket Full Face O.D. (outer diameter)

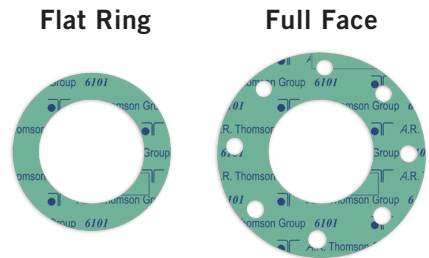
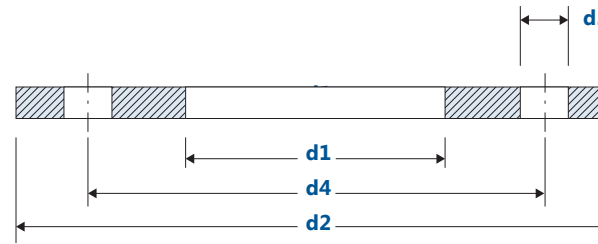
d3 = Gasket Full Face Bolt Hole Diameter
d4 = Gasket Full Face Bolt Circle Diameter

* Dimensions are not included in ASME B16.21 Code.

Non Metallic Gasket Dimensions

NPS 22 to 60 in. Series B

ASME B16.21 Non Metallic Gaskets
For ASME B16.47 Series B (MSS SP-44) Flanges



Class 400 LB

Nominal Pipe Size (2)	Gasket I.D.	FLAT RING O.D.	FULL FACE (1)			
			O.D.	# of Bolt Holes	Bolt Hole D.	Bolt Circle D.
	d1		d2		d3	d4
26	26.00	29.38	33.50	28	1.50	30.75
28	28.00	31.50	36.00	24	1.62	33.00
30	30.00	33.75	38.25	28	1.62	35.25
32	32.00	35.88	40.75	28	1.75	37.50
34	34.00	37.88	42.75	32	1.75	39.50
36	36.00	40.25	45.50	28	1.88	42.00
38	38.00	42.46	47.50	32	1.88	44.00
40	40.00	44.58	50.00	32	2.00	46.25
42	42.00	46.38	52.00	32	2.00	48.25
44	44.00	48.50	54.50	32	2.12	50.50
46	46.00	50.75	56.75	36	2.12	52.75
48	48.00	53.00	59.50	28	2.38	55.25
50	50.00	55.25	61.75	32	2.38	57.50
52	52.00	57.26	63.75	32	2.38	59.50
54	54.00	59.75	67.00	28	2.62	62.25
56	56.00	61.75	69.00	32	2.62	64.25
58	58.00	63.75	71.00	32	2.62	66.25
60	60.00	66.25	74.25	32	2.88	69.00

Class 600 LB

Nominal Pipe Size (2)	Gasket I.D.	FLAT RING O.D.	FULL FACE (1)			
			O.D.	# of Bolt Holes	Bolt Hole D.	Bolt Circle D.
	d1		d2		d3	d4
26	26.00	30.12	35.00	28	1.75	31.75
28	28.00	32.25	37.50	28	1.88	34.00
30	30.00	34.62	40.25	28	2.00	36.50
32	32.00	36.75	42.75	28	2.12	38.75
34	34.00	39.25	45.75	24	2.38	41.50
36	36.00	41.25	47.75	28	2.38	43.50
38	38.00	43.50	50.00	28	2.38	45.75
40	40.00	45.50	52.00	32	2.38	47.75
42	42.00	48.00	55.25	28	2.62	50.50
44	44.00	50.00	57.25	32	2.62	52.50
46	46.00	52.26	59.50	32	2.62	54.75
48	48.00	54.75	62.75	32	2.88	57.50
50	50.00	57.00	65.75	28	3.12	60.00
52	52.00	59.00	67.75	32	3.12	62.00
54	54.00	61.25	70.00	32	3.12	64.25
56	56.00	63.50	73.00	32	3.38	66.75
58	58.00	65.50	75.00	32	3.38	68.75
60	60.00	67.75	78.50	28	3.62	71.75

(1) Dimensions are not included in ASME B16.21 Code.

(2) Dimensions for gaskets NPS 38 and up are the same as the gaskets for Series A Flanges.

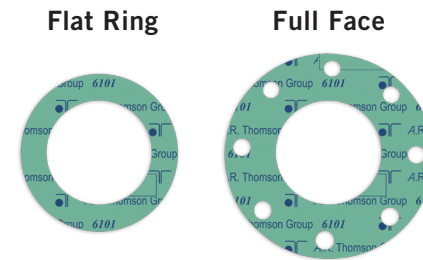
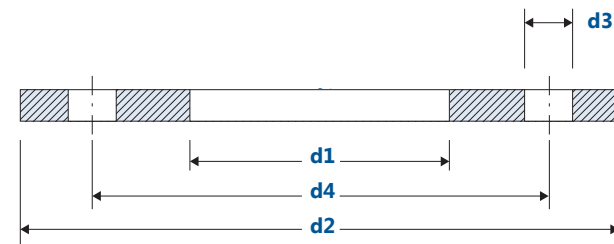
Non Metallic Gasket Dimensions

NPS 22 to 60 in. Series B

ASME B16.21 Non Metallic Gaskets
For ASME B16.47 Series B (MSS SP-44) Flanges

Class 900 LB

Nominal Pipe Size (2)	Gasket I.D.	FLAT RING O.D.	FULL FACE (1)			
			O.D.	# of Bolt Holes	Bolt Hole D.	Bolt Circle D.
	d1		d2		d3	d4
26	26.00	33.00	40.25	20	2.62	35.50
28	28.00	35.50	43.50	20	2.88	38.25
30	30.00	37.75	46.50	20	3.12	40.75
32	32.00	40.00	48.75	20	3.12	43.00
34	34.00	42.25	51.75	20	3.38	45.50
36	36.00	44.25	53.00	24	3.12	47.25
38	38.00	47.25	57.50	20	3.62	50.75
40	40.00	49.25	59.50	24	3.62	52.75
42	42.00	51.25	61.50	24	3.62	54.75
44	44.00	53.87	64.88	24	3.88	57.62
46	46.00	56.50	68.25	24	4.12	60.50
48	48.00	58.50	70.25	24	4.12	62.50



(1) Dimensions are not included in ASME B16.21 Code.
(2) Dimensions for gaskets NPS 38 and up are the same as the gaskets for Series A Flanges.