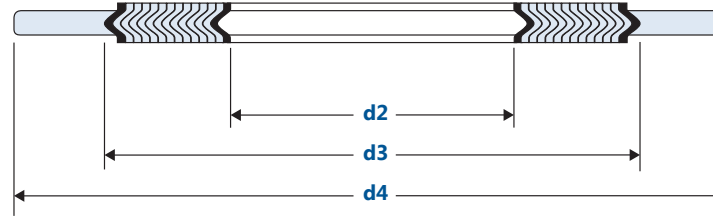


Spiral Wound RW Dimensions

NPS 26 to 90 in. & Other Large Diameter Flanges



Style
RW



General notes:

Dimensions in inches.
 d2 = Sealing element I.D. (inside diameter)
 d3 = Sealing element O.D. (outer diameter)
 d4 = Outer ring O.D.

Class 75 LB Slip-On and Blind Flanges

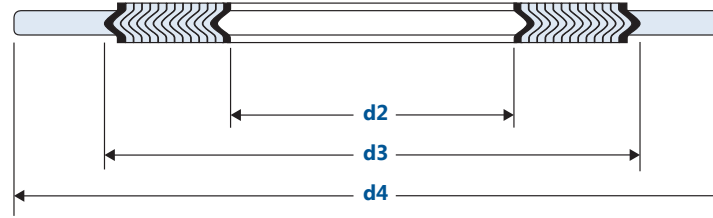
Nominal Pipe Size	Sealing Element		Outer Ring O.D.
	I.D.	O.D.	
	d2	d3	d4
26	27.00	28.25	30.13
28	29.00	30.25	32.13
30	31.00	32.25	34.13
32	33.13	34.38	36.38
34	35.13	36.50	38.38
36	37.13	38.50	40.38
42	43.25	44.75	46.63
48	49.25	50.88	52.63
54	55.38	57.75	59.13
60	61.38	63.38	65.13
66	67.50	69.50	71.75
72	73.50	75.50	77.75

Class 75 LB Weld Neck and Blind Flanges

Nominal Pipe Size	Sealing Element		Outer Ring O.D.
	I.D.	O.D.	
	d2	d3	d4
26	26.50	27.75	28.75
28	28.50	29.75	30.75
30	30.50	31.75	32.75
32	32.50	33.75	35.13
34	34.50	35.88	37.13
36	36.50	37.88	39.13
42	42.50	44.00	45.63
48	48.50	50.13	51.63
54	54.50	56.38	57.88
60	60.50	62.50	63.88
66	66.50	68.50	70.25
72	72.50	74.50	76.25

Spiral Wound RW Dimensions

NPS 26 to 90 in. & Other Large Diameter Flanges



Style
RW



General notes:

Dimensions in inches.
 d2 = Sealing element I.D. (inside diameter)
 d3 = Sealing element O.D. (outer diameter)
 d4 = Outer ring O.D.

Class 125 LB

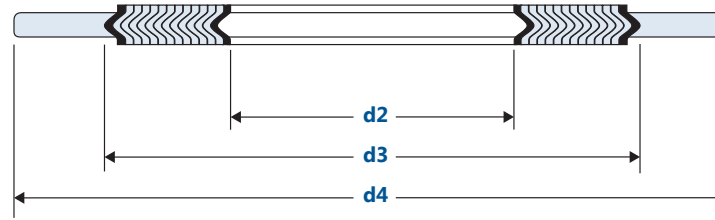
Nominal Pipe Size	Sealing Element		Outer Ring
	I.D.	O.D.	O.D.
	d2	d3	d4
22	22.75	24.00	26.00
26	26.50	27.75	30.50
28	28.50	29.75	32.75
30	30.50	31.75	34.75
32	32.50	33.88	37.00
34	34.50	35.88	39.00
36	36.50	38.13	41.25
38	38.50	40.13	43.75
40	40.50	42.13	45.75
42	42.50	44.25	48.00
44	44.50	46.38	50.25
46	46.50	48.38	52.25
48	48.50	50.38	54.50
50	50.50	52.50	56.50
52	52.50	54.50	58.75
54	54.50	56.50	61.00
60	60.50	62.50	67.50
66	71.00	72.75	74.25
72	77.50	79.25	80.75
84	90.25	92.00	93.50
96	103.00	104.75	106.25

Class 175 LB

Nominal Pipe Size	Sealing Element		Outer Ring
	I.D.	O.D.	O.D.
	d2	d3	d4
-	-	-	-
26	26.50	27.75	29.13
28	28.50	29.75	31.13
30	30.50	31.75	33.38
32	32.50	33.75	35.38
34	34.50	35.88	37.50
36	36.50	37.88	39.50
38	38.50	39.88	41.50
40	40.50	42.00	43.50
42	42.50	44.00	45.88
44	44.50	46.00	47.88
46	46.50	48.00	49.88
48	48.50	50.13	51.88
50	50.50	52.25	53.88
52	52.50	54.38	56.13
54	54.50	56.75	58.13
60	60.50	62.50	64.13
66	67.88	68.88	70.13
72	73.38	75.13	76.63
84	87.00	88.75	90.25
96	99.00	100.75	102.25

Spiral Wound RW Dimensions

NPS 26 to 90 in. & Other Large Diameter Flanges



Style
RW



General notes:

Dimensions in inches.
 d2 = Sealing element I.D. (inside diameter)
 d3 = Sealing element O.D. (outer diameter)
 d4 = Outer ring O.D.

Class 250 LB

Nominal Pipe Size	Sealing Element		Outer Ring O.D.
	I.D.	O.D.	
	d2	d3	d4
26	26.50	27.75	32.75
28	28.50	29.75	35.25
30	30.50	31.75	37.50
32	32.50	33.88	39.75
34	34.50	35.88	41.75
36	36.50	38.13	44.00
38	38.50	40.13	46.00
40	40.50	42.13	48.25
42	42.50	44.25	50.75
44	44.50	46.38	53.00
46	46.50	48.38	55.25
48	48.50	50.38	58.75

Class 350 LB

Nominal Pipe Size	Sealing Element		Outer Ring O.D.
	I.D.	O.D.	
	d2	d3	d4
26	26.50	27.75	29.63
28	28.50	29.75	31.63
30	30.50	31.75	33.88
32	32.50	33.88	35.88
34	34.50	35.88	37.88
36	36.50	38.13	40.38
38	38.50	40.13	42.38
40	40.50	42.13	44.38
42	42.50	44.25	46.63
44	44.50	46.38	49.00
46	46.50	48.38	51.00
48	48.50	50.38	53.00
52	52.50	54.50	57.38
54	54.50	56.50	59.38
60	60.50	62.50	65.38
66	66.50	68.50	72.50
72	72.25	77.00	78.50
84	88.38	90.13	91.63
96	100.75	102.50	104.00