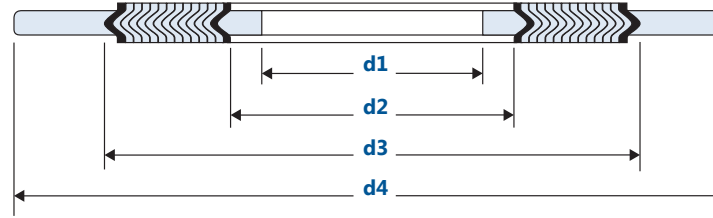


# Spiral Wound Dimensions

## NPS 22 to 60 in. Series B

ASME B16.20 Gaskets for ASME B16.47 Series B Flanges



Style  
RW



Style  
RWI

**General notes:**

Dimensions in inches.

d1 = Inner ring I.D. (inner diameter)

d2 = Sealing element I.D.

d3 = Sealing element O.D. (outer diameter)

d4 = Outer ring O.D.

### Class 75 LB Large Diameter Weld Neck Flanges

Nominal Pipe Size	Sealing Element		Inner Ring I.D.
	I.D. d2	O.D. d3	d4
26	26.25	27.00	27.88
28	28.25	29.13	29.88
30	30.25	31.13	31.88
32	32.25	33.13	33.88
34	34.25	35.13	35.88
36	36.25	37.25	38.31
38	38.25	39.31	40.31
40	40.25	41.31	42.31
42	42.25	43.25	44.31
44	44.25	45.50	46.50
46	46.25	47.50	48.50
48	48.38	49.50	50.50
50	50.25	51.50	52.50
52	52.38	53.63	54.63
54	54.38	55.63	56.63
56	56.50	57.88	58.88
58	58.50	59.88	60.88
60	60.50	61.75	62.88

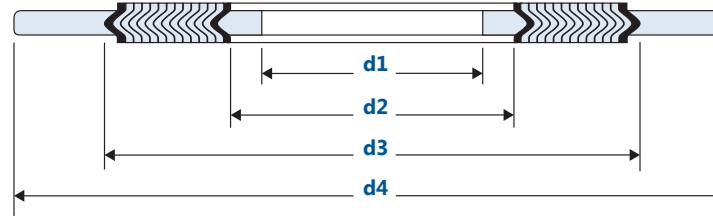
### Class 150 LB

Nominal Pipe Size	Inner Ring I.D.	Sealing Element		Inner Ring I.D.
	d1	I.D. d2	O.D. d3	d4
26	25.75	26.50	27.50	28.56
28	27.75	28.50	29.50	30.56
30	29.75	30.50	31.50	32.56
32	31.75	32.50	33.50	34.69
34	33.75	34.50	35.75	36.81
36	35.75	36.50	37.75	38.88
38	37.75	38.37	39.75	41.13
40	39.75	40.25	41.88	43.13
42	41.75	42.50	43.88	45.13
44	43.75	44.25	45.88	47.13
46	45.75	46.50	48.19	49.44
48	47.75	48.50	50.00	51.44
50	49.75	50.50	52.19	53.44
52	51.75	52.50	54.19	55.44
54	53.75	54.50	56.00	57.63
56	56.00	56.88	58.18	59.63
58	58.19	59.07	60.19	62.19
60	60.44	61.31	62.44	64.19

# Spiral Wound Dimensions

## NPS 22 to 60 in. Series B

ASME B16.20 Gaskets for ASME B16.47 Series B Flanges



Style  
RW

Style  
RWI

**General notes:**

Dimensions in inches.

d1 = Inner ring I.D. (inner diameter)

d2 = Sealing element I.D.

d3 = Sealing element O.D. (outer diameter)

d4 = Outer ring O.D.

### Class 300 LB

Nominal Pipe Size	Inner Ring I.D.	Sealing Element		Inner Ring I.D.
	d1	d2	d3	d4
26	25.75	26.50	28.00	30.38
28	27.75	28.50	30.00	32.50
30	29.75	30.50	32.00	34.88
32	31.75	32.50	34.00	37.00
34	33.75	34.50	36.00	39.13
36	35.75	36.50	38.00	41.25
38	38.25	39.75	41.25	43.25
40	40.25	41.75	43.25	45.25
42	42.75	43.75	45.25	47.25
44	44.25	45.75	47.25	49.25
46	46.38	47.88	49.38	51.88
48	48.50	49.75	51.63	53.88
50	49.88	51.88	53.38	55.88
52	51.88	53.88	55.38	57.88
54	53.75	55.25	57.25	60.25
56	56.25	58.25	60.00	62.75
58	58.44	60.44	61.94	65.19
60	61.31	62.56	64.19	67.19

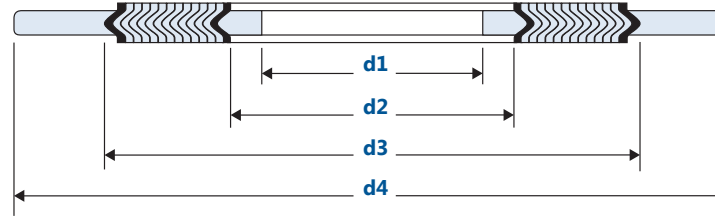
### Class 400 LB

Nominal Pipe Size	Inner Ring I.D.	Sealing Element		Inner Ring I.D.
	d1	d2	d3	d4
26	25.75	26.25	27.50	29.38
28	27.63	28.13	29.50	31.50
30	29.63	30.13	31.75	33.75
32	31.50	32.00	33.88	35.88
34	33.50	34.13	35.88	37.88
36	35.38	36.13	38.00	40.25
38	37.50	38.25	40.25	42.25
40	39.38	40.38	42.38	44.38
42	41.38	42.38	44.38	46.38
44	43.50	44.50	46.50	48.50
46	46.00	47.00	49.00	50.75
48	47.50	49.00	51.00	53.00
50	49.50	51.00	53.00	55.25
52	51.50	53.00	55.00	57.25
54	53.25	55.25	57.25	59.75
56	55.25	57.25	59.25	61.75
58	57.25	59.25	61.25	63.75
60	59.75	61.75	63.75	66.25

# Spiral Wound Dimensions

## NPS 22 to 60 in. Series B

ASME B16.20 Gaskets for ASME B16.47 Series B Flanges



Style  
RW

Style  
RWI

### Class 600 LB

Nominal Pipe Size	Inner Ring I.D.	Sealing Element		Outer Ring O.D.
	d1	d2	d3	d4
26	25.38	26.13	28.13	30.13
28	27.25	27.75	29.75	32.25
30	29.63	30.63	32.63	34.63
32	31.25	32.75	34.75	36.75
34	33.50	35.00	37.00	39.25
36	35.50	37.00	39.00	41.25
38	37.50	39.00	41.00	43.50
40	39.75	41.25	43.25	45.50
42	42.00	43.50	45.50	48.00
44	43.75	45.75	47.75	50.00
46	45.75	47.75	49.75	52.25
48	48.00	50.00	52.00	54.75
50	50.00	52.00	54.00	57.00
52	52.00	54.00	56.00	59.00
54	54.25	56.25	58.25	61.25
56	56.25	58.25	60.25	63.50
58	58.00	60.50	62.50	65.50
60	60.25	62.75	64.75	68.25

### Class 900 LB

Nominal Pipe Size*	Inner Ring I.D.	Sealing Element		Outer Ring O.D.
	d1	d2	d3	d4
26	26.25 (1)	27.25	29.50	33.00
28	28.25 (1)	29.25	31.50	35.50
30	30.75 (1)	31.75	33.75	37.75
32	33.00 (1)	34.00	36.00	40.00
34	35.25 (1)	36.25	38.25	42.25
36	36.25 (1)	37.25	39.25	44.25
38	39.75 (1)	40.75	42.75	47.25
40	41.75 (1)	43.25	45.25	49.25
42	43.75 (1)	45.25	47.25	51.25
44	45.50 (1)	47.50	49.50	53.88
46	48.00 (1)	50.00	52.00	56.50
48	50.00 (1)	52.00	54.00	58.50

**General notes:**

Dimensions in inches.

d1 = Inner ring I.D. (inner diameter)

d2 = Sealing element I.D.

d3 = Sealing element O.D. (outer diameter)

d4 = Outer ring O.D.

\*There are no Class 900 Flanges in NPS 50 and larger.

(1) Inner rings are recommended for all graphite filled gaskets; required for all PTFE filled gaskets, for NPS 24 and larger in Class 900, NPS 12 and larger in Class 1500, and NPS 4 and larger in Class 2500.