
































































Ultra High Purity Fittings



Micro Weld Fittings						Gaskets		
	Micro Reducer	5		Male Weld Gland			Gasket Retainer Assembly	
	Micro 90° Elbow			Tube Adapter	12		Gasket	
	Micro Reducing 90° Elbow			Double Male Union			Blind Gasket	19
	Micro 45° Elbow			Double Male Reducing Union		Nuts, Caps and Plugs		
	Micro Tee	6		Bulkhead Union			Female Nut	
	Micro Reducing Tee			Tube Butt Weld Connector	13		Male Nut	
	Micro Cross			Tube Butt Weld Bulkhead Connector			Plug	20
	Micro Tribow			Coupling			Cap	
Forged Weld Fittings				Double Female Reducing Union			Plug (Cable Type)	
	90° Elbow	7		Reducing Adapter	14	High - Flow Connection - "H" Type		
	Reducing 90° Elbow			Reducing Bushing			High Flow Female Nut	
	Tee			Male Elbow (NPT)			High Flow Male Nut	21
	Reducing Tee	8		Male Elbow (PT)			High Flow Long Gland	
	Cross			Union Elbow	15		High Flow Tube Butt Weld Connector	
	Reducer			Union Tee			High Flow Tube Butt Weld Bulkhead Connector	
Glands				Union Cross		Welded Assembly		
	Female Gland	10		SUPERLOK Tube Fitting Connector	16		Welded Male Connector (PT)	22
	Male Gland			SUPERLOK Tube Fitting Bulkhead Connector			Welded Male Connector (NPT)	
	Socket Weld Short Gland			Bulkhead Male Connector (NPT)			Welded Female Connector (PT)	
	Socket Weld Long Gland	11		Male Connector (PT)			Welded Female Connector (NPT)	23
	Reducing Socket Weld Long Gland			Male Connector (NPT)	17		Welded Lok Connector	
	Blind Gland			Male Connector (ST)			Welded Female Union	
				Female Connector (PT)				
				Female Connector (NPT)	18			

Welding and Metal Face Seal Fittings

Ordering Information

Example : **C** **6** **E** - **4** - **P** - **36L**

1 **2** **3** **4** **5** **6**

1. Clean Fittings
4. Size

2. Tube Length
5. Surface Level

3. Product
6. Material

Size

O.D (Inch)	1/8	1/4	3/8	1/2	3/4	1
Identify	2	4	6	8	12	16

Tube Length

Length (mm)	6.35	10.00	19.05
Identify	6	10	19

Inner Surface Level

	BA	EP
Identify	Blank	P

Material

	316L Stainless Steel	Single Melting 316L Stainless Steel	Double Melting 316L Stainless Steel
Identify	Blank or 36L	SM	DM

Product

Identify	Product	Identify	Product	Identify	Product
R	Reducer	CR	Cross	T	Tee
RE	Reducing Elbow	E	Elbow	RT	Reducing Tee
UC	Union Cross	HE	45° Elbow	FG	Female Gland
MG	Male Gland	TB	Tribow	RSLG	Reducing Socket Weld Gland
SSG	Socket Weld Short Gland	SLG	Socket Weld Long Gland	TA	Tube Adapter
BG	Blind Gland	MWG	Male Weld Gland	BHU	Bulkhead Union
MU	Double Male Union	MRU	Double Male Reducing Union	CG	Coupling
TC	TBW Connector	TBHC	TBW Bulkhead Connector	RB	Reducing Bushing
FRU	Double Female Reducing Union	RA	Reducing Adapter	UT	Union Tee
ME	Male Elbow	UE	Union Elbow	MC	Male Connector
SC	SUPERLOK Tube Fitting Connector	BHSC	SUPERLOK Tube Fitting Bulkhead Connector	GT	Gasket
FC	Female Connector	GR	Gasket Retainer Assembly	MN	Male Nut
BG	Blind Gasket	FN	Female Nut	PGC	Plug (Cable Type)
PG	Plug	CP	Cap	HLG	High Flow Long Gland
HFN	High Flow Female Nut	HMN	High Flow Male Nut	HBHC	High Flow TBW Bulkhead Connector
HTC	High Flow TBW Connector	WFC	Welded Female Connector	WSC	Welded Lok Connector
WMC	Welded Male Connector	BHMC	Bulkhead Male Connector	WFU	Welded Female Union

Technical Information

Pressure Rating

Pressure ratings are calculated in accordance with ASME B31.3 and ASME B31.1 for 316 stainless steel.

All working pressure are rated at ambient temperature and are based on a 4:1 safety factor.

Tube O.D. (in)	Wall Thickness (in)	Pressure Rating	
		PSIG	BAR
1/8	0.028 (0.71mm)	8550	590
1/4	0.035 (0.89mm)	5100	351
3/8	0.035 (0.89mm)	3300	227
1/2	0.049 (1.24mm)	3700	254

3/4 & 1 inch sizes are not standard, but can be manufactured on request.

Grade	Designator	Surface finish (Ry)	Surface finish (Ra)
BA	Blank	3.0µm	10µin
EP	P	0.7µm	5µin

Cleaning & Packing

Clean fittings are Ultra High Purity cleaned and double packaged in a clean room. Seal Ends are protected with a plastic cap.

Material & Temperature Rating

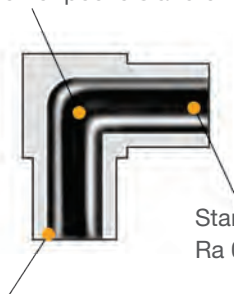
Type	Material	Designator	Temperature °F(°C)
FITTING	316L STAINLESS STEEL	36L	1000 (537)
	316L STAINLESS STEEL (SINGLE MELT)	SM	
	316L STAINLESS STEEL (DOUBLE MELT)	DM	
GASKET	316L STAINLESS STEEL	36L	1000 (537)
	NICKEL	NI	600 (315)

Weld Fittings

FEATURE

- Micro weld fittings are suitable for miniature tube systems and allow for close component spacing.
- Micro weld fittings provide the same flow and...
- Tube Butt Weld fitting has two weld types; TBW (tube butt weld) and ABW (automatic butt weld).

Radius junction means smooth flow transitions and elimination of pockets and entrapment zones.



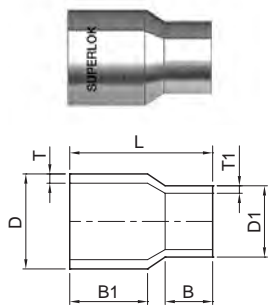
Standard surface finish is average Ra 0.25 µm (Ra 10 µin)

Square, sharp, burr-free tube weld end.

Laser etch marking Heat Code Traceability
 SUPERLOK Clean fittings are marked as standard with
 Manufacturer, Material, Surface Finish, Heat Code No, designation.

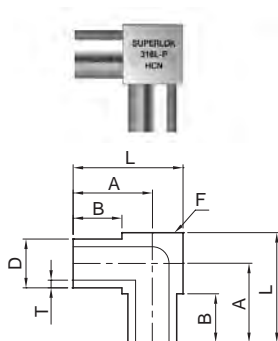


Micro Weld Fittings



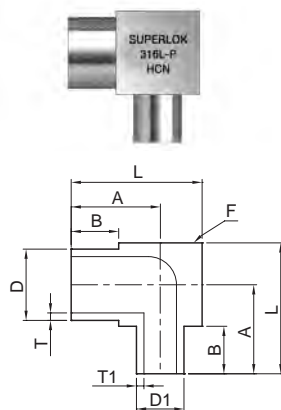
Micro Reducer

Part No.	Tube OD (D)		Tube OD (D1)		T	T1	B	B1	L
	Size(in)	Size	Size(in)	Size					
C6R-4-2	1/4"	6.35	1/8"	3.18	1.00	0.70	6.35	10.40	19.1
C6R-6-4	3/8"	9.53	1/4"	6.35	1.00	1.00	6.35	10.40	19.1
C6R-8-4	1/2"	12.70	1/4"	6.35	1.24	1.00	6.35	10.40	19.1
C6R-8-6	1/2"	12.70	3/8"	9.53	1.24	1.00	6.35	10.40	19.1
C6R-12-4	3/4"	19.05	1/4"	6.35	1.65	1.00	6.35	10.40	19.1
C6R-12-6	3/4"	19.05	3/8"	9.53	1.65	1.00	6.35	10.40	19.1
C6R-12-8	3/4"	19.05	1/2"	12.70	1.65	1.24	6.35	10.40	19.1



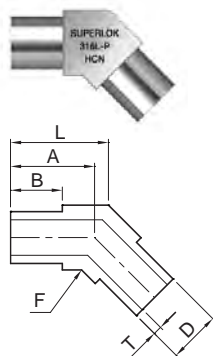
Micro 90° Elbow

Part No.	Tube OD (D)		T	A	B	F Body	L
	Size(in)	Size					
C6E-2	1/8"	3.18	0.70	10.32	6.35	7.94	14.29
C6E-4	1/4"	6.35	1.00	10.32	6.35	7.94	14.29
C6E-6	3/8"	9.53	1.00	11.91	6.35	11.11	17.46
C6E-8	1/2"	12.70	1.24	13.50	6.35	14.29	20.64
C6E-12	3/4"	19.05	1.65	16.68	6.35	20.65	27.00



Micro Reducing 90° Elbow

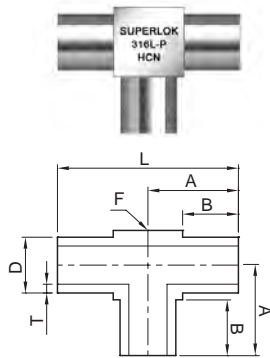
Part No.	Tube OD (D)		Tube OD (D1)		T	T1	A	B	F Body	L
	Size(in)	Size	Size(in)	Size						
C6RE-4-2	1/4"	6.35	1/8"	3.18	1.00	0.70	10.32	6.35	7.94	14.29
C6RE-6-4	3/8"	9.53	1/4"	6.35	1.00	1.00	11.91	6.35	11.11	17.46
C6RE-8-4	1/2"	12.70	1/4"	6.35	1.24	1.00	13.50	6.35	14.29	20.64
C6RE-8-6	1/2"	12.70	3/8"	9.53	1.24	1.00	13.50	6.35	14.29	20.64
C6RE-12-4	3/4"	19.05	1/4"	6.35	1.65	1.00	16.68	6.35	20.65	27.00
C6RE-12-6	3/4"	19.05	3/8"	9.53	1.65	1.00	16.68	6.35	20.65	27.00
C6RE-12-8	3/4"	19.05	1/2"	12.70	1.65	1.24	16.68	6.35	20.65	27.00



Micro 45° Elbow

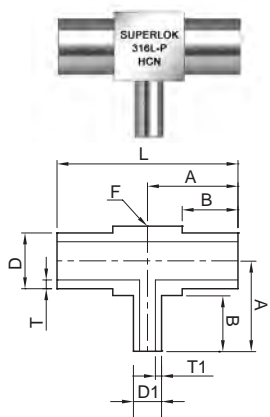
Part No.	Tube OD (D)		T	A	B	F Body	L
	Size(in)	Size					
C6HE-2	1/8"	3.18	0.70	10.32	6.35	7.94	11.96
C6HE-4	1/4"	6.35	1.00	10.32	6.35	7.94	11.96
C6HE-6	3/8"	9.53	1.00	11.91	6.35	11.11	14.21
C6HE-8	1/2"	12.70	1.24	13.50	6.35	14.29	16.46
C6HE-12	3/4"	19.05	1.65	16.68	6.35	20.65	20.95

• All dimensions in millimeters unless specified as "inch". Dimension are for reference only, subject to change.



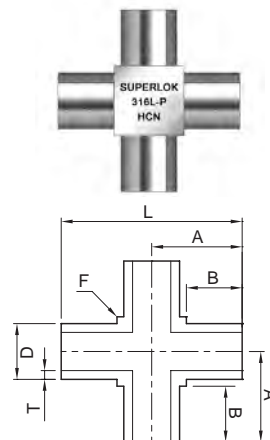
Micro Tee

Part No.	Tube OD (D)		T	A	B	F Body	L
	Size(in)	Size					
C6T-2	1/8"	3.18	0.70	10.32	6.35	7.94	20.64
C6T-4	1/4"	6.35	1.00	10.32	6.35	7.94	20.64
C6T-6	3/8"	9.53	1.00	11.91	6.35	11.11	23.81
C6T-8	1/2"	12.70	1.24	13.50	6.35	14.29	26.99
C6T-12	3/4"	19.05	1.65	16.68	6.35	20.65	33.35



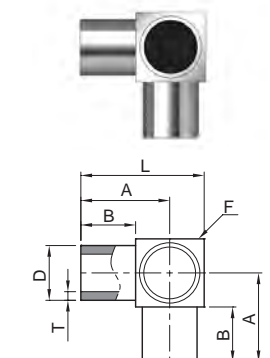
Micro Reducing Tee

Part No.	Tube OD (D)		Tube OD (D1)		T	T1	A	B	F Body	L
	Size(in)	Size	Size(in)	Size						
C6RT-4-2	1/4"	6.35	1/8"	3.18	1.00	0.70	10.32	6.35	7.94	20.64
C6RT-6-4	3/8"	9.53	1/4"	6.35	1.00	1.00	11.91	6.35	11.11	23.81
C6RT-8-4	1/2"	12.70	1/4"	6.35	1.24	1.00	13.50	6.35	14.29	26.99
C6RT-8-6	1/2"	12.70	3/8"	9.53	1.24	1.00	13.50	6.35	14.29	26.99
C6RT-12-4	3/4"	19.05	1/4"	6.35	1.65	1.00	16.68	6.35	20.65	27.00
C6RT-12-6	3/4"	19.05	3/8"	9.53	1.65	1.00	16.68	6.35	20.65	27.00
C6RT-12-8	3/4"	19.05	1/2"	12.70	1.65	1.24	16.68	6.35	20.65	27.00



Micro Cross

Part No.	Tube OD (D)		T	A	B	F Body	L
	Size(in)	Size					
C6CR-2	1/8"	3.18	0.70	10.32	6.35	7.94	20.64
C6CR-4	1/4"	6.35	1.00	10.32	6.35	7.94	20.64
C6CR-6	3/8"	9.53	1.00	11.91	6.35	11.11	23.81
C6CR-8	1/2"	12.70	1.24	13.50	6.35	14.29	26.99
C6CR-12	3/4"	19.05	1.65	16.68	6.35	20.65	33.35



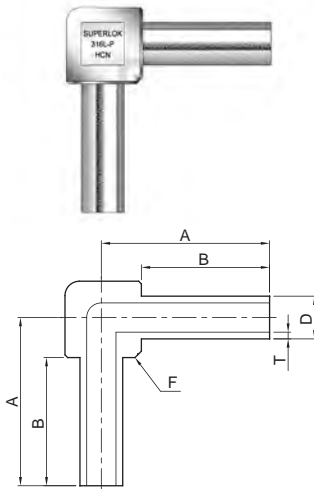
Micro Tribow

Part No.	Tube OD (D)		T	A	B	F Body	L
	Size(in)	Size					
C6TB-2	1/8"	3.18	0.70	10.32	6.35	7.94	14.29
C6TB-4	1/4"	6.35	1.00	10.32	6.35	7.94	14.29
C6TB-6	3/8"	9.53	1.00	11.91	6.35	11.11	17.46
C6TB-8	1/2"	12.70	1.24	13.50	6.35	14.29	20.64
C6TB-12	3/4"	19.05	1.65	16.68	6.35	20.65	27.00

* All dimensions in millimeters unless specified as "inch". Dimension are for reference only, subject to change.

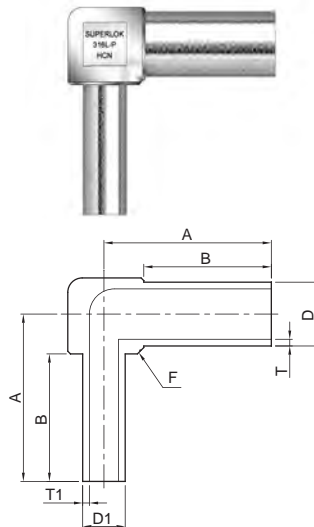
Forged Weld Fittings

90° Elbow



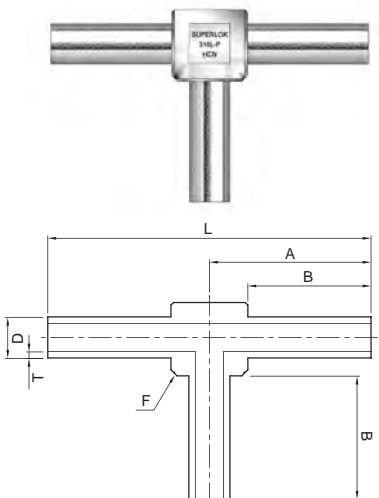
Part No.	Tube OD (D)		T	A	B	F Body
	Size(in)	Size				
C19E-4	1/4"	6.35	1.00	25.00	19.05	11.2
C19E-6	3/8"	9.53	1.00	25.00	19.05	12.4
C19E-8	1/2"	12.70	1.24	29.00	19.05	17.5
C19E-12	3/4"	19.05	1.65	31.50	19.05	25.0
C19E-16	1"	25.40	1.65	34.00	19.05	29.9
C10E-4	1/4"	6.35	1.00	15.90	10.00	11.2
C10E-6	3/8"	9.53	1.00	15.90	10.00	12.4
C10E-8	1/2"	12.70	1.24	19.90	10.00	17.5
C10E-12	3/4"	19.05	1.65	22.40	10.00	25.0
C10E-16	1"	25.40	1.65	24.95	10.00	29.9

Reducing 90° Elbow



Part No.	Tube OD (D)		Tube OD (D1)		T	T1	A	B	F Body
	Size(in)	Size	Size(in)	Size					
C19RE-6-4	3/8"	9.53	1/4"	6.35	1.00	1.00	25.00	19.05	12.4
C19RE-8-4	1/2"	12.70	1/4"	6.35	1.24	1.00	29.00	19.05	17.5
C19RE-8-6	1/2"	12.70	3/8"	9.53	1.24	1.00	29.00	19.05	17.5
C19RE-12-4	3/4"	19.05	1/4"	6.35	1.65	1.00	31.50	19.05	25.0
C19RE-12-6	3/4"	19.05	3/8"	9.53	1.65	1.00	31.50	19.05	25.0
C19RE-12-8	3/4"	19.05	1/2"	12.70	1.65	1.24	31.50	19.05	25.0
C19RE-16-4	1"	25.40	1/4"	6.35	1.65	1.00	34.00	19.05	29.9
C19RE-16-8	1"	25.40	1/2"	12.70	1.65	1.24	34.00	19.05	29.9
C19RE-16-12	1"	25.40	3/4"	19.05	1.65	1.65	34.00	19.05	29.9

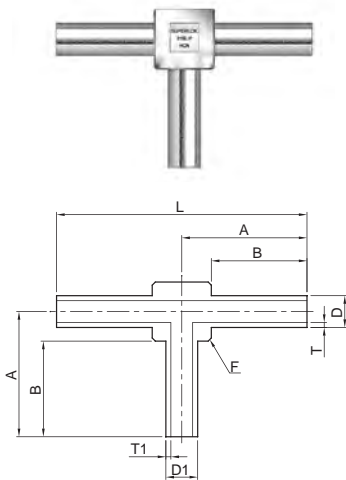
Tee



Part No.	Tube OD (D)		T	A	B	F Body	L
	Size(in)	Size					
C19T-4	1/4"	6.35	1.00	25.00	19.05	11.2	50.00
C19T-6	3/8"	9.53	1.00	25.00	19.05	12.4	50.00
C19T-8	1/2"	12.70	1.24	29.00	19.05	17.5	58.00
C19T-12	3/4"	19.05	1.65	31.50	19.05	25.0	63.00
C19T-16	1"	25.40	1.65	34.00	19.05	29.9	68.00
C10T-4	1/4"	6.35	1.00	15.90	10.00	11.2	31.80
C10T-6	3/8"	9.53	1.00	15.90	10.00	12.4	31.80
C10T-8	1/2"	12.70	1.24	19.90	10.00	17.5	39.80
C10T-12	3/4"	19.05	1.65	22.40	10.00	25.0	44.80
C10T-16	1"	25.40	1.65	24.95	10.00	29.9	49.90

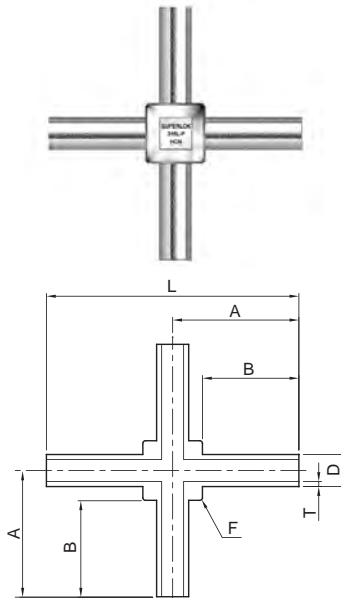
* All dimensions in millimeters unless specified as "inch". Dimension are for reference only, subject to change.

Reducing Tee



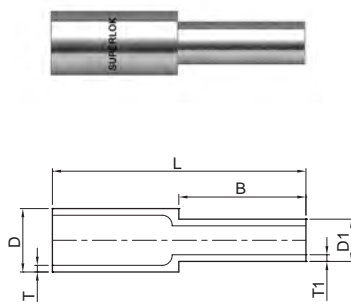
Part No.	Tube OD (D)		Tube OD (D1)		T	T1	A	B	F Body	L
	Size(in)	Size	Size(in)	Size						
C19RT-6-4	3/8"	9.53	1/4"	6.35	1.00	1.00	25.00	19.05	12.4	50.00
C19RT-8-4	1/2"	12.70	1/4"	6.35	1.24	1.00	29.00	19.05	17.5	58.00
C19RT-8-6	1/2"	12.70	3/8"	9.53	1.24	1.00	29.00	19.05	17.5	58.00
C19RT-12-4	3/4"	19.05	1/4"	6.35	1.65	1.00	31.50	19.05	25.0	63.00
C19RT-12-6	3/4"	19.05	3/8"	9.53	1.65	1.00	31.50	19.05	25.0	63.00
C19RT-12-8	3/4"	19.05	1/2"	12.70	1.65	1.24	31.50	19.05	25.0	63.00
C19RT-16-4	1"	25.40	1/4"	6.35	1.65	1.00	34.00	19.05	29.9	68.00
C19RT-16-8	1"	25.40	1/2"	12.70	1.65	1.24	34.00	19.05	29.9	68.00
C19RT-16-12	1"	25.40	3/4"	19.05	1.65	1.65	34.00	19.05	29.9	68.00
C10RT-6-4	3/8"	9.53	1/4"	6.35	1.00	1.00	15.90	10.00	12.4	31.80
C10RT-8-4	1/2"	12.70	1/4"	6.35	1.24	1.00	19.90	10.00	17.5	39.80
C10RT-8-6	1/2"	12.70	3/8"	9.53	1.24	1.00	19.90	10.00	17.5	39.80
C10RT-12-4	3/4"	19.05	1/4"	6.35	1.65	1.00	22.40	10.00	25.0	44.80
C10RT-12-6	3/4"	19.05	3/8"	9.53	1.65	1.00	22.40	10.00	25.0	44.80

Cross



Part No.	Tube OD (D)		T	A	B	F Body	L
	Size(in)	Size					
C19CR-4	1/4"	6.35	1.00	25.00	19.05	11.2	50.00
C19CR-6	3/8"	9.53	1.00	25.00	19.05	12.4	50.00
C19CR-8	1/2"	12.70	1.24	29.00	19.05	17.5	58.00
C19CR-12	3/4"	19.05	1.65	31.50	19.05	25.0	63.00
C19CR-16	1"	25.40	1.65	34.00	19.05	29.9	68.00
C10CR-4	1/4"	6.35	1.00	15.90	10.00	11.2	31.80
C10CR-6	3/8"	9.53	1.00	15.90	10.00	12.4	31.80
C10CR-8	1/2"	12.70	1.24	19.90	10.00	17.5	39.80
C10CR-12	3/4"	19.05	1.65	22.40	10.00	25.0	44.80
C10CR-16	1"	25.40	1.65	24.95	10.00	29.9	49.90

Reducer



Part No.	Tube OD (D)		Tube OD (D1)		T	T1	B	L
	Size(in)	Size	Size(in)	Size				
C19R-6-4	3/8"	9.53	1/4"	6.35	1.00	1.00	19.05	38.1
C19R-8-4	1/2"	12.70	1/4"	6.35	1.24	1.00	19.05	38.1
C19R-8-6	1/2"	12.70	3/8"	9.53	1.24	1.00	19.05	38.1
C19R-12-4	3/4"	19.05	1/4"	6.35	1.65	1.00	19.05	42.9
C19R-12-6	3/4"	19.05	3/8"	9.53	1.65	1.00	19.05	42.9
C19R-12-8	3/4"	19.05	1/2"	12.70	1.65	1.24	19.05	42.9
C19R-16-4	1"	25.40	1/4"	6.35	1.65	1.00	19.05	42.9
C19R-16-6	1"	25.40	3/8"	9.53	1.65	1.00	19.05	42.9
C19R-16-8	1"	25.40	1/2"	12.70	1.65	1.24	19.05	42.9
C19R-16-12	1"	25.40	3/4"	19.05	1.65	1.65	19.05	42.9
C10R-6-4	3/8"	9.53	1/4"	6.35	1.00	1.00	10.00	20.0
C10R-8-4	1/2"	12.70	1/4"	6.35	1.24	1.00	10.00	20.0
C10R-8-6	1/2"	12.70	3/8"	9.53	1.24	1.00	10.00	20.0
C10R-16-4	3/4"	19.05	1/4"	6.35	1.65	1.00	10.00	20.0
C10R-16-6	3/4"	19.05	3/8"	9.53	1.65	1.00	10.00	20.0
C10R-16-8	3/4"	19.05	1/2"	12.70	1.65	1.24	10.00	20.0

* All dimensions in millimeters unless specified as "inch". Dimension are for reference only, subject to change.

Metal Face Seal Fittings

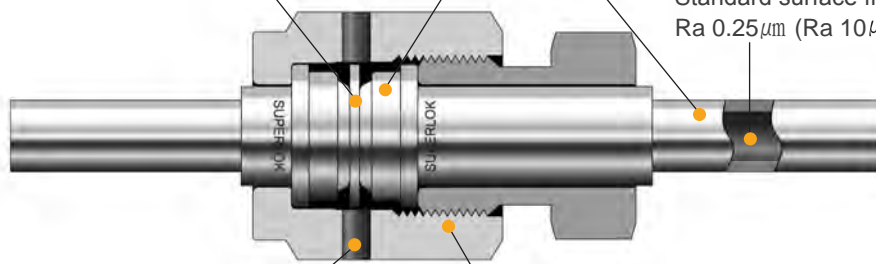
Feature

- Provides ultra high purity metal-to-metal seal for leak-free service in high vacuum and positive pressure applications.
- The gasket is compressed by two highly polished beads when the male and female nuts are engaged.

Gasket options include silver plated stainless steel 316L, nickel plated, unplated nickel or special request.

Roll stamped or laser etched marking and heat code traceability: **SUPERLOK** clean fittings are marked as standard with Manufacturer, Material, Surface Finish, Heat Code No, and Designation.

Standard surface finish is average Ra 0.25µm (Ra 10µin)



QA leak test port also allows visual inspection of sealing gasket prior to assembly.

The internal surface finish of the female nut is silver plated to ensure consistent, low make up torque.

Typical Assembly



Female Nut



Short Gland



Gasket



Long Gland



Male Nut

Metal Face Seal Fitting Installation Instructions



* Retainer Assembly
While tightening fittings, make sure seal parts and gaskets are free of scratches and dirt.




1. Prior to tightening fittings, make sure beads and gaskets are free of scratches and dirt.



2. Insert non-retained gasket into the female nut. The gasket is self aligning. Use caution not to damage sealing surfaces while inserting gasket into female nut.



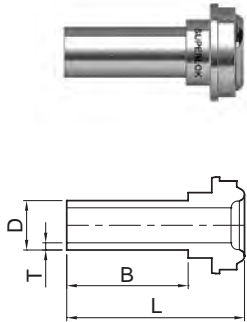
3. Finger tighten male and female nuts ensuring all components have made proper contact and are in position for final tightening with wrenches. Inspection port in the female nut enables quick visual inspection.



4. Hold the male nut or male body with the appropriate back up wrench and tighten the female nut 1/8 turn past finger tight. (316L and nickel gasket) * 1/4 turn (copper gasket)

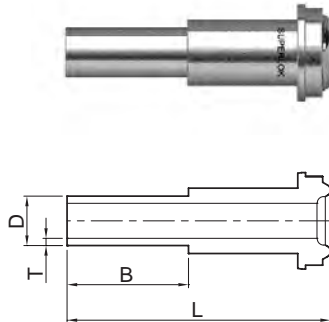
Glands

Female Gland



Part No.	Head Size(in)	Tube OD (D)		T	B	L	ANS(in)
		Size(in)	Size				
C19FG-2	1/8"	1/8"	3.18	0.70	19.05	27.40	1/8"
C6FG-4	1/4"	1/4"	6.35	1.00	6.35	15.24	1/4"
C10FG-4	1/4"	1/4"	6.35	1.00	10.00	18.89	1/4"
C19FG-4	1/4"	1/4"	6.35	1.00	19.05	27.94	1/4"
C6FG-6	1/2"	3/8"	9.53	1.00	6.35	15.75	1/2"
C10FG-6	1/2"	3/8"	9.53	1.00	10.00	19.40	1/2"
C19FG-6	1/2"	3/8"	9.53	1.00	19.05	28.45	1/2"
C6FG-8	1/2"	1/2"	12.70	1.24	6.35	15.75	1/2"
C10FG-8	1/2"	1/2"	12.70	1.24	10.00	19.40	1/2"
C19FG-8	1/2"	1/2"	12.70	1.24	19.05	28.45	1/2"
C19FG-12	3/4"	3/4"	19.05	1.65	19.05	34.50	3/4"
C19FG-16	1"	1"	25.40	1.65	19.05	38.60	1"
C6FG-8-4	1/2"	1/4"	6.35	1.00	6.35	15.75	1/2"
C10FG-8-4	1/2"	1/4"	6.35	1.00	10.00	19.40	1/2"
C19FG-8-4	1/2"	1/4"	6.35	1.00	19.05	28.45	1/2"

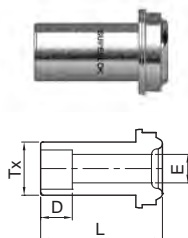
Male Gland



Part No.	Head Size(in)	Tube OD (D)		T	B	L	ANS(in)
		Size(in)	Size				
C19MG-2	1/8"	1/8"	3.18	0.70	19.05	36.00	1/8"
C6MG-4	1/4"	1/4"	6.35	1.00	6.35	30.48	1/4"
C10MG-4	1/4"	1/4"	6.35	1.00	10.00	34.13	1/4"
C19MG-4	1/4"	1/4"	6.35	1.00	19.05	43.18	1/4"
C6MG-6	1/2"	3/8"	9.53	1.00	6.35	32.77	1/2"
C10MG-6	1/2"	3/8"	9.53	1.00	10.00	36.42	1/2"
C19MG-6	1/2"	3/8"	9.53	1.00	19.05	45.47	1/2"
C16MG-8	1/2"	1/2"	12.70	1.24	6.35	32.77	1/2"
C10MG-8	1/2"	1/2"	12.70	1.24	10.00	36.42	1/2"
C19MG-8	1/2"	1/2"	12.70	1.24	19.05	45.47	1/2"
C19MG-12	3/4"	3/4"	19.05	1.65	19.05	51.56	3/4"
C19MG-16	1"	1"	25.40	1.65	19.05	58.93	1"
C6MG-8-4	1/2"	1/4"	6.35	1.00	6.35	32.77	1/2"
C10MG-8-4	1/2"	1/4"	6.35	1.00	10.00	36.42	1/2"
C19MG-8-4	1/2"	1/4"	6.35	1.00	19.05	45.47	1/2"

ANS : AVAILABLE NUT SIZE

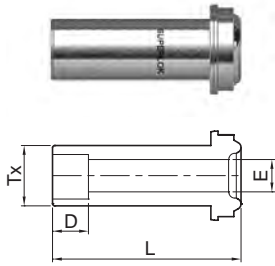
Socket Weld Short Gland



Part No.	Head Size(in)	Socket Size(in)	D	E	L	Tx
CSSG-4	1/4"	1/4"	7.1	4.6	12.7	8.9

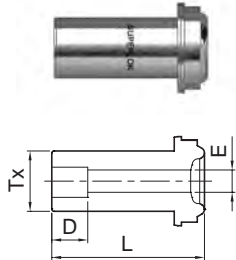
• All dimensions in millimeters unless specified as "inch". Dimension are for reference only, subject to change.

Socket Weld Long Gland



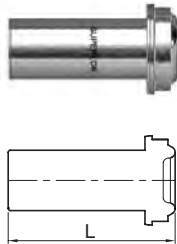
Part No.	Head Size(in)	Socket Size(in)	D	E	L	Tx
CSLG-2	1/8"	1/8"	2.5	2.30	17.8	5.1
CSLG-4	1/4"	1/4"	7.1	4.60	33.3	8.9
CSLG-6	1/2"	3/8"	7.9	7.10	38.1	15.2
CSLG-8	1/2"	1/2"	9.6	10.22	38.1	15.2
CSLG-12	3/4"	3/4"	11.2	15.75	50.8	22.4
CSLG-16	1"	1"	15.7	22.10	56.4	30.2

Reducing Socket Weld Long Gland



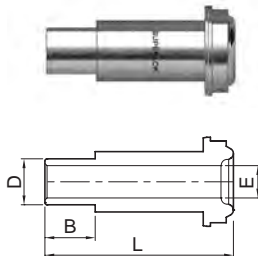
Part No.	Head Size(in)	Socket Size(in)	D	E	L	Tx
CRSLG-2-4	1/4"	1/8"	2.5	2.30	33.3	8.9
CRSLG-4-8	1/2"	1/4"	7.1	4.60	38.1	15.2

Blind Gland



Part No.	Head Size(in)	L	Part No.	Head Size(in)	L
CBG-2	1/8"	17.8	CBG-12	3/4"	50.8
CBG-4	1/4"	33.3	CBG-16	1"	56.4
CBG-8	1/2"	38.1			

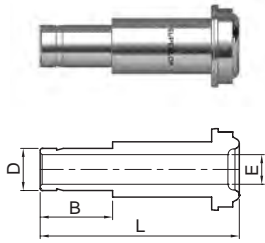
Male Weld Gland



Part No.	Head Size(in)	Tube OD (D)		E	B	L	ANS(in)
		Size(in)	Size				
CMWG-2	1/8"	1/8"	3.18	1.5	7.1	17.8	1/8"
CMWG-4	1/4"	1/4"	6.35	3.0	10.4	33.3	1/4"
CMWG-6	1/2"	3/8"	9.53	7.1	10.4	38.1	3/8"
CMWG-8	1/2"	1/2"	12.70	10.2	12.7	38.1	1/2"

* All dimensions in millimeters unless specified as "inch". Dimension are for reference only, subject to change.

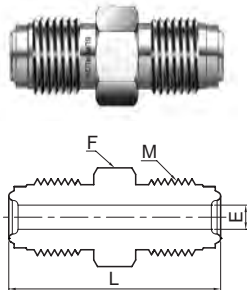
Tube Adapter



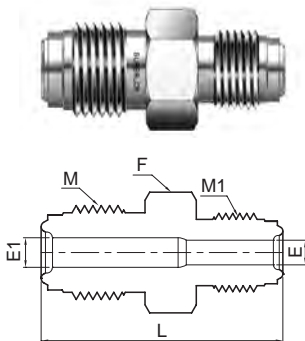
Part No.	Head Size(in)	Tube OD (D)		E	B	L	ANS(in)
		Size(in)	Size				
CTA-4	1/4"	1/4"	6.35	4.3	16.2	41.0	1/4"
CTA-6	1/2"	3/8"	9.53	6.8	17.8	46.0	3/8"
CTA-8	1/2"	1/2"	12.70	9.4	24.4	49.3	1/2"

ANS : AVAILABLE NUT SIZE

Double Male Union

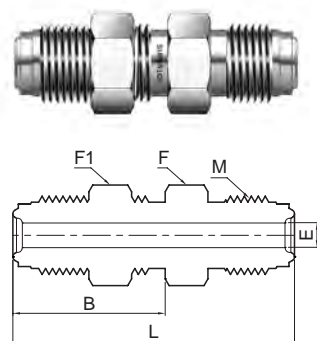


Part No.	Head Size(in)	E	L	F HEX	M
CMU-2	1/8"	2.30	28.70	9.52	5/16-24UNF
CMU-4	1/4"	4.35	39.37	15.88	9/16-18UNF
CMU-8	1/2"	10.22	46.74	23.81	7/8-14UNF
CMU-12	3/4"	15.75	61.98	33.34	1 1/4-18UNEF
CMU-16	1"	22.10	65.79	41.28	1 1/2-20UN



Double Male Reducing Union

Part No.	Head Size(in)	Head Size(in)	E	E1	F HEX	L	M	M1
CMRU-4-2	1/4"	1/8"	2.30	4.35	15.88	34.8	9/16-18UNF	5/16-24UNF
CMRU-8-4	1/2"	1/4"	4.35	10.22	23.81	43.4	7/8-14UNF	9/16-18UNF

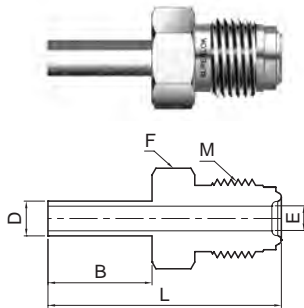


Bulkhead Union

Part No.	Head Size(in)	E	B	L	F HEX	F1 HEX	M
CBHU-4	1/4"	4.35	33.00	56.60	19.05	19.05	9/16-18UNF
CBHU-8	1/2"	10.22	37.60	65.25	26.90	26.90	7/8-14UNF
CBHU-12	3/4"	15.75	43.40	79.00	38.10	38.10	1 1/4-18UNEF
CBHU-16	1"	22.10	47.10	86.00	44.40	44.40	1 1/2-20UN

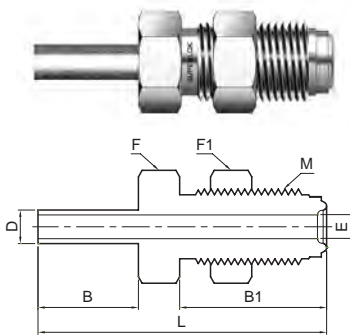
• All dimensions in millimeters unless specified as "inch". Dimension are for reference only, subject to change.

Tube Butt Weld Connector



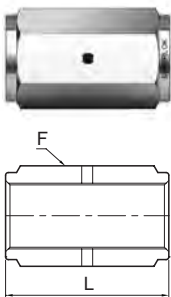
Part No.	Head Size(in)	Tube OD (D)		B	E	L	F1 HEX	M
		Size(in)	Size					
CTC-4	1/4"	1/4"	6.35	19.05	4.35	42.65	15.88	9/16-18UNF
CTC-6	1/2"	3/8"	9.53	19.05	10.22	46.70	23.81	7/8-14UNF
CTC-8	1/2"	1/2"	12.70	19.05	10.22	46.70	23.81	7/8-14UNF
CTC-12	3/4"	3/4"	19.05	19.05	15.75	55.55	33.34	1 1/4-18UNEF

Tube Butt Weld Bulkhead Connector



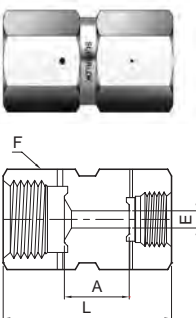
Part No.	Head Size(in)	Tube OD (D)		E	B	B1	L	F HEX	F1 HEX	M
		Size(in)	Size							
CTBHC-4	1/4"	1/4"	6.35	4.35	19.05	33.00	59.85	19.05	19.05	9/16-18UNF
CTBHC-8	1/2"	1/2"	12.70	10.22	19.05	37.60	65.25	26.90	26.90	7/8-14UNF
CTBHC-12	3/4"	3/4"	19.05	15.75	19.05	43.25	71.30	38.10	38.10	1 1/4-18UNEF

Coupling



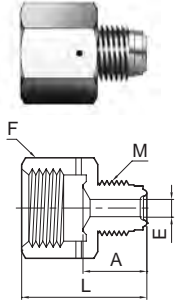
Part No.	Head Size(in)	F HEX	L	Part No.	Head Size(in)	F HEX	L
CCG-2	1/8"	11.11	16.8	CCG-12	3/4"	38.10	42.7
CCG-4	1/4"	19.05	30.2	CCG-16	1"	44.45	51.8
CCG-8	1/2"	26.98	33.3				

Double Female Reducing Union



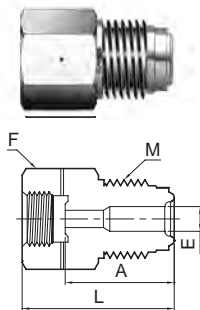
Part No.	Head Size(in)	Head Size(in)	E	F HEX	A	L
CFRU-8-4	1/2"	1/4"	6.4	26.98	8.9	35.8

• All dimensions in millimeters unless specified as "inch". Dimension are for reference only, subject to change.



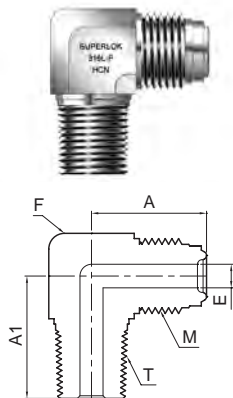
Reducing Adapter

Part No.	Head Size(in)	Head Size(in)	E	F HEX	A	L	M
CRA-2-4	1/8"	1/4"	2.3	19.05	17.5	30.2	5/16-24UNF
CRA-4-8	1/4"	1/2"	4.6	26.98	21.6	35.8	9/16-18UNF



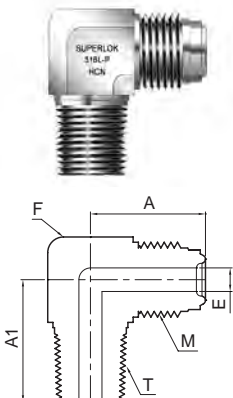
Reducing Bushing

Part No.	Head Size(in)	Head Size(in)	E	F HEX	A	L	M
CRB-4-2	1/4"	1/8"	3.3	19.05	19.3	26.9	9/16-18UNF
CRB-8-4	1/2"	1/4"	6.4	23.81	23.1	35.8	7/8-14UNF



Male Elbow (NPT)

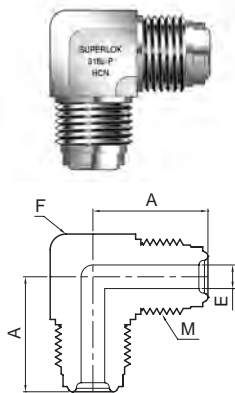
Part No.	Head Size(In)	T (NPT)	E	A	A1	F Body	M
CME-4-4N	1/4"	1/4"	4.35	27.18	27.18	15.9	9/16-18UNF
CME-8-6N	1/2"	3/8"	10.22	36.83	32.00	23.8	7/8-14UNF
CME-8-8N	1/2"	1/2"	10.22	36.83	36.83	23.8	7/8-14UNF
CME-12-12N	3/4"	3/4"	15.75	48.80	43.50	33.3	1 1/4-18UNEF



Male Elbow (PT)

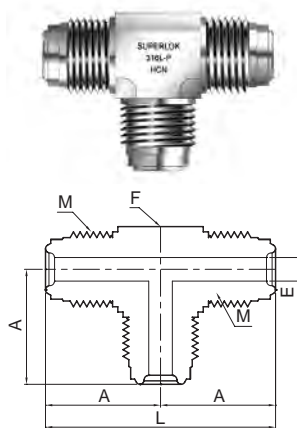
Part No.	Head Size(in)	T (PT)	E	A	A1	F Body	M
CME-4-4R	1/4"	1/4"	4.35	27.18	27.18	15.9	9/16-18UNF
CME-8-6R	1/2"	3/8"	10.22	36.83	32.00	23.8	7/8-14UNF
CME-8-8R	1/2"	1/2"	10.22	36.83	36.83	23.8	7/8-14UNF
CME-12-12R	3/4"	3/4"	15.75	48.80	43.50	33.3	1 1/4-18UNEF

• All dimensions in millimeters unless specified as "inch". Dimension are for reference only, subject to change.



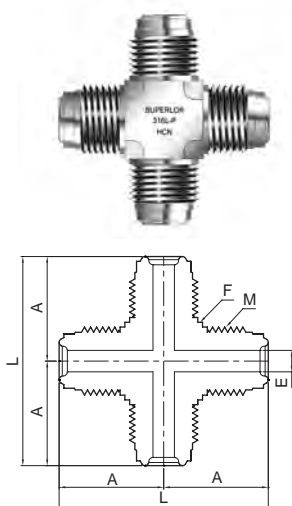
Union Elbow

Part No.	Head Size(in)	E	A	F Body	M
CUE-4	1/4"	4.35	27.18	15.9	9-16-18UNF
CUE-8	1/2"	10.22	36.83	23.8	7/8-14UNF
CUE-12	3/4"	15.75	48.77	33.3	1 1/4-18UNEF
CUE-16	1"	22.10	50.80	42.2	1 1/2-20UN



Union Tee

Part No.	Head Size(in)	E	A	L	F Body	M
CUT-4	1/4"	4.35	27.18	54.36	15.9	9/16-18UNF
CUT-8	1/2"	10.22	36.83	73.66	23.8	7/8-14UNF
CUT-12	3/4"	15.75	48.77	97.54	33.3	1 1/4-18UNEF
CUT-16	1"	22.10	50.80	101.60	42.2	1 1/2-20UN



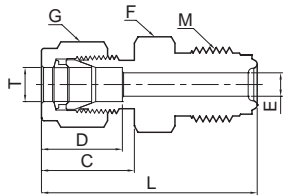
Union Cross

Part No.	Head Size(in)	E	A	L	F Body	M
CUC-4	1/4"	4.35	27.18	54.36	15.9	9/16-18UNF
CUC-8	1/2"	10.22	36.83	73.66	23.8	7/8-14UNF
CUC-12	3/4"	15.75	48.77	97.54	33.3	1 1/4-18UNEF
CUC-16	1"	22.10	50.80	101.60	42.2	1 1/2-20UN

• All dimensions in millimeters unless specified as "inch". Dimension are for reference only, subject to change.



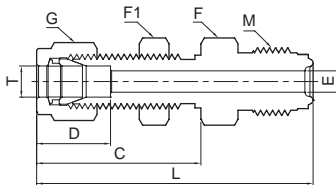
SUPERLOK Tube Fitting Connector



Part No.	Head Size(in)	Tube Size(in)	C	D	E	F HEX	G HEX	L	T(in)	M
CSC-2-4	1/4"	1/8"	15.20	12.70	4.35	15.90	11.11	38.9	1/8"	9/16-18UNF
CSC-4-4	1/4"	1/4"	17.80	15.20	4.35	15.90	14.29	41.1	1/4"	9/16-18UNF
CSC-6-8	1/2"	3/8"	19.30	16.80	10.22	23.81	17.46	46.7	3/8"	7/8-14UNF
CSC-8-8	1/2"	1/2"	21.80	22.90	10.22	23.81	22.23	49.5	1/2"	7/8-14UNF



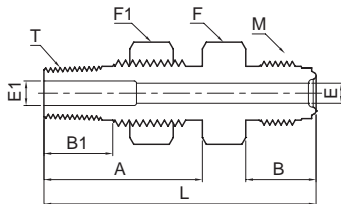
SUPERLOK Tube Fitting Bulkhead Connector



Part No.	Head Size(in)	Tube Size(in)	C	D	E	F HEX	F1 HEX	G HEX	L	T(in)	M
CBHSC-4	1/4"	1/4"	33.5	15.20	4.60	15.87	15.87	14.28	57.2	1/4"	9/16-18UNF
CBHSC-6	1/2"	3/8"	36.8	16.80	7.10	23.81	19.05	17.46	64.5	3/8"	7/8-14UNF
CBHSC-8	1/2"	1/2"	41.9	22.90	10.22	23.81	23.81	22.22	69.5	1/2"	7/8-14UNF



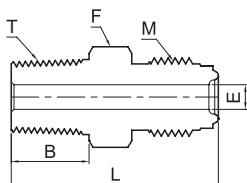
Bulkhead Male Connector (NPT)



Part No.	Head Size (in)	T (NPT)	B	B1	E	E1	F HEX	F1 HEX	A	L	M
CBHMC-4-4N	1/4"	1/4"	15.7	14.2	4.60	7.1	20.63	20.63	31.5	56.1	9/16-18UNF
CBHMC-8-4N	1/2"	1/4"	19.1	14.2	10.22	7.1	23.81	20.63	31.5	59.4	7/8-14UNF

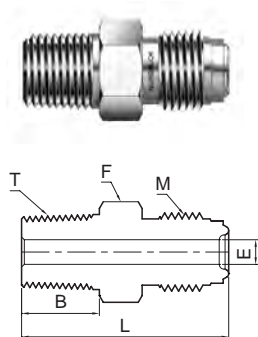


Male Connector (PT)



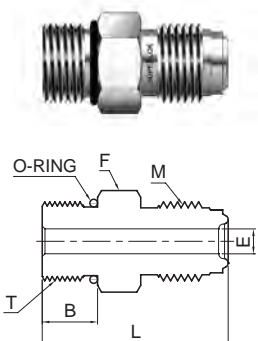
Part No.	Head Size(in)	T (PT)	E	B	L	F HEX	M
CMC-2-2R	1/8"	1/8"	2.30	9.60	27.20	11.11	5/16-24UNF
CMC-4-2R	1/4"	1/8"	4.35	9.60	33.30	15.90	9/16-18UNF
CMC-4-4R	1/4"	1/4"	4.35	14.22	37.84	15.90	9/16-18UNF
CMC-8-4R	1/2"	1/4"	10.22	14.22	41.87	23.80	7/8-14UNF
CMC-8-6R	1/2"	3/8"	7.44	14.22	41.87	23.80	7/8-14UNF
CMC-8-8R	1/2"	1/2"	10.22	19.05	46.74	23.80	7/8-14UNF
CMC-12-12R	3/4"	3/4"	15.75	19.05	55.63	33.30	1 1/4-18UNEF
CMC-16-16R	1"	1"	22.10	23.88	62.74	42.20	1 1/2-20UN

• All dimensions in millimeters unless specified as "inch". Dimension are for reference only, subject to change.



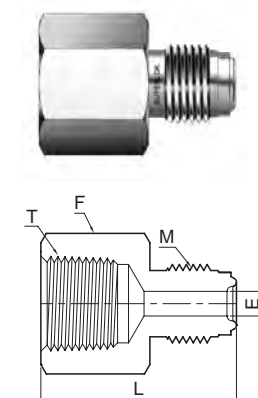
Male Connector (NPT)

Part No.	Head Size(in)	T (NPT)	E	B	L	F HEX	M
CMC-2-2N	1/8"	1/8"	2.30	9.60	27.20	11.11	5/16-24UNF
CMC-4-2N	1/4"	1/8"	4.35	9.60	33.30	15.90	9/16-18UNF
CMC-4-4N	1/4"	1/4"	4.35	14.22	37.84	15.90	9/16-18UNF
CMC-8-4N	1/2"	1/4"	10.22	14.22	41.87	23.80	7/8-14UNF
CMC-8-6N	1/2"	3/8"	7.44	14.22	41.87	23.80	7/8-14UNF
CMC-8-8N	1/2"	1/2"	10.22	19.05	46.74	23.80	7/8-14UNF
CMC-12-12N	3/4"	3/4"	15.75	19.05	55.63	33.30	1 1/4-18UNEF
CMC-16-16N	1"	1"	22.10	23.88	62.74	42.20	1 1/2-20UN



Male Connector (ST)

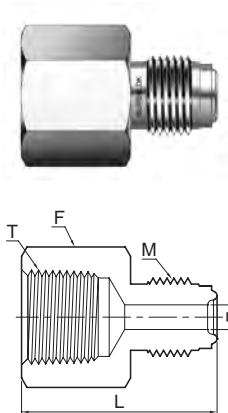
Part No.	Head Size(in)	T (ST)	E	B	L	F HEX	M
CMC-4-6U	1/4"	9/16-18UNF	4.35	9.90	33.80	19.05	9/16-18UNF
CMC-8-10U	1/2"	7/8-14UNF	10.22	12.70	42.20	25.40	7/8-14UNF
CMC-8-6U	1/2"	9/16-18UNF	10.22	9.90	37.60	23.80	7/8-14UNF
CMC-12-14U	3/4"	1 3/16-12UNF	15.75	15.00	51.50	34.90	1 1/4-18UNEF



Female Connector (PT)

Part No.	Head Size(in)	T (PT)	E	L	F HEX	M
CFC-2-2R	1/8"	1/8"	2.30	30.20	14.28	5/16-24UNF
CFC-4-2R	1/4"	1/8"	4.35	35.80	15.90	9/16-18UNF
CFC-4-4R	1/4"	1/4"	4.35	39.10	19.05	9/16-18UNF
CFC-8-6R	1/2"	3/8"	7.44	44.70	23.81	7/8-14UNF
CFC-8-8R	1/2"	1/2"	10.22	50.50	26.98	7/8-14UNF
CFC-12-12R	3/4"	3/4"	15.75	59.90	33.33	1 1/4-18UNEF
CFC-16-16R	1"	1"	22.10	63.80	41.27	1 1/2-20UN

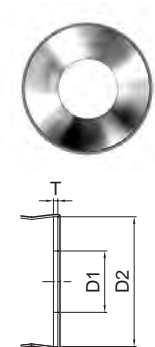
• All dimensions in millimeters unless specified as "inch". Dimension are for reference only, subject to change.



Female Connector (NPT)

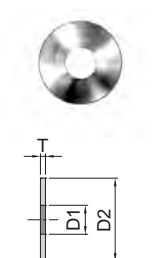
Part No.	Head Size(in)	T (NPT)	E	L	F HEX	M
CFC-2-2N	1/8"	1/8"	2.30	30.20	14.28	5/16-24UNF
CFC-4-2N	1/4"	1/8"	4.35	35.80	15.90	9/16-18UNF
CFC-4-4N	1/4"	1/4"	4.35	39.10	19.05	9/16-18UNF
CFC-8-6N	1/2"	3/8"	7.44	44.70	23.81	7/8-14UNF
CFC-8-8N	1/2"	1/2"	10.22	50.50	26.98	7/8-14UNF
CFC-12-12N	3/4"	3/4"	15.75	59.90	33.33	1 1/4-18UNEF
CFC-16-16N	1"	1"	22.10	63.80	41.27	1 1/2-20UN

Gaskets



Gasket Retainer Assembly

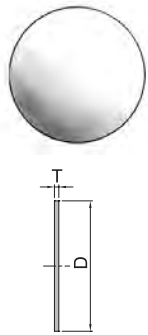
Part No.	Head Size(in)	T	D1	D2
CGR-4	1/4"	0.80	5.6	11.85
CGR-8	1/2"	0.80	11.2	19.27
CGR-12	3/4"	0.80	16.7	27.90
CGR-16	1"	0.80	22.6	34.20



Gasket

Part No.	Head Size(in)	T	D1	D2
CGT-2	1/8"	0.80	2.30	6.60
CGT-4	1/4"	0.80	5.60	12.70
CGT-8	1/2"	0.80	11.20	19.80
CGT-12	3/4"	0.80	16.70	29.00
CGT-16	1"	0.80	22.60	35.80

• All dimensions in millimeters unless specified as "inch". Dimension are for reference only, subject to change.



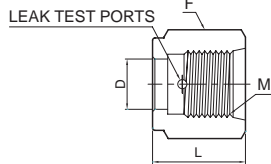
Blind Gasket

Part No.	Head Size(in)	T	D
CBGT-4	1/4"	0.80	11.90
CBGT-8	1/2"	0.80	19.80
CBGT-12	3/4"	0.80	28.90
CBGT-16	1"	0.80	35.50

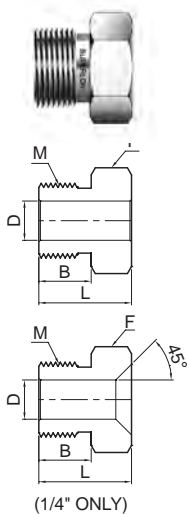
Nuts, Caps and Plugs



Female Nut



Part No.	Head Size(in)	L	D	F Hex	M
CFN-2	1/8"	13.50	5.30	11.11	5/16-24UNF
CFN-4	1/4"	20.50	9.10	19.05	9/16-18UNF
CFN-8	1/2"	22.30	15.50	26.99	7/8-14UNF
CFN-12	3/4"	28.40	22.60	38.10	1 1/4-18UNEF
CFN-16	1"	34.00	30.50	44.45	1 1/2-20UN

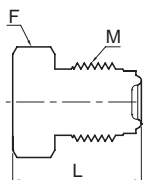


Male Nut

Part No.	Head Size(in)	L	B	D	F Hex	M
CMN-2	1/8"	12.70	8.20	5.30	9.52	5/16-24UNF
CMN-4	1/4"	18.00	11.00	9.10	15.88	9/16-18UNF
CMNS-4	1/4"	13.70	11.00	9.10	15.88	9/16-18UNF
CMN-8	1/2"	20.50	12.70	15.50	23.81	7/8-14UNF
CMN-12	3/4"	25.40	16.00	22.60	33.34	1 1/4-18UNEF
CMN-16	1"	30.20	20.00	30.50	41.28	1 1/2-20UN

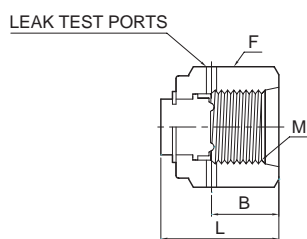
*CMNS-4 : Short Male Nut 1/4" Only

• All dimensions in millimeters unless specified as "inch". Dimension are for reference only, subject to change.



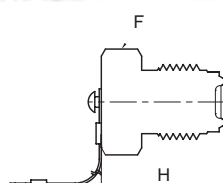
Plug

Part No.	Head Size(in)	L	F Hex	M
CPG-2	1/8"	17.30	9.52	5/16-24UNF
CPG-4	1/4"	23.37	15.88	9/16-18UNF
CPG-8	1/2"	27.43	23.81	7/8-14UNF
CPG-12	3/4"	36.32	33.34	1 1/4-18UNEF
CPG-16	1"	38.61	41.28	1 1/2-20UN



Cap

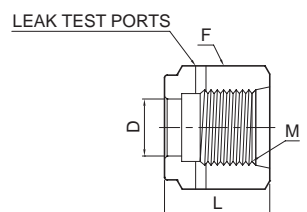
Part No.	Head Size(in)	L	B	F Hex	M
CCP-2	1/8"	16.00	7.60	11.11	5/16-24UNF
CCP-4	1/4"	24.20	11.18	19.05	9/16-18UNF
CCP-8	1/2"	25.50	11.43	26.99	7/8-14UNF
CCP-12	3/4"	32.77	13.72	38.10	1 1/4-18UNEF
CCP-16	1"	39.12	16.00	44.45	1 1/2-20UN



Plug (Cable Type)

Part No.	Head Size(in)	F Hex	H	Cable Length
CPGC-4	1/4"	15.88	23.37	260
CPGC-8	1/2"	23.81	27.43	260

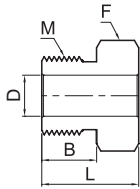
High - Flow Connection - "H" Type



High Flow Female Nut

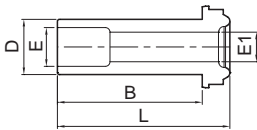
Part No.	Head Size(in)	L	D	F HEX	M
CHFN-4	1/4"	20.57	9.90	19.05	9/16-18UNF

• All dimensions in millimeters unless specified as "inch". Dimension are for reference only, subject to change.



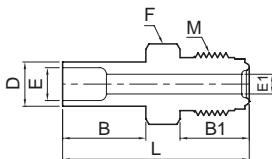
High Flow Male Nut

Part No.	Head Size(in)	B	L	D	F HEX	M
CHMN-4	1/4"	11.00	18.03	9.90	15.88	9/16-18UNF



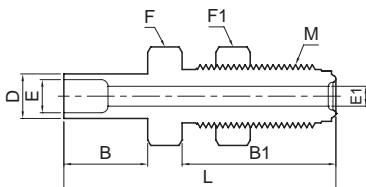
High Flow Long Gland

Part No.	Head Size(in)	Tube OD (D)		B	L	E	E1
		Size(in)	Size				
CHLG-4-6	1/4"	3/8"	9.53	28.40	33.20	7.50	6.28



High Flow Tube Butt Weld Connector

Part No.	Head Size(in)	Tube OD (D)		E	E1	B	B1	L	F HEX	M
		Size(in)	Size							
CHTC-4-6	1/4"	3/8"	9.53	7.50	6.35	19.05	15.80	42.75	15.88	9/16-18UNF

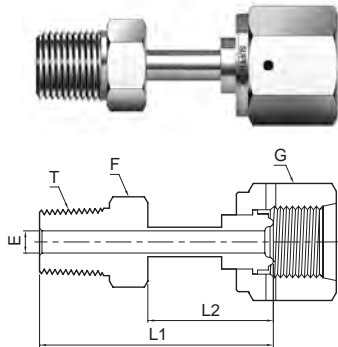


High Flow Tube Butt Weld Bulkhead Connector

Part No.	Head Size(in)	Tube OD (D)		B	B1	E	E1	L	F HEX	F1 HEX	M
		Size(in)	Size								
CHBHC-4-6	1/4"	3/8"	9.53	19.05	33.00	7.50	6.35	59.85	19.05	19.05	9/16-18UNF

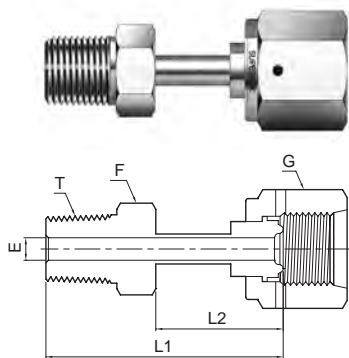
• All dimensions in millimeters unless specified as "inch". Dimension are for reference only, subject to change.

Welded Assemblies



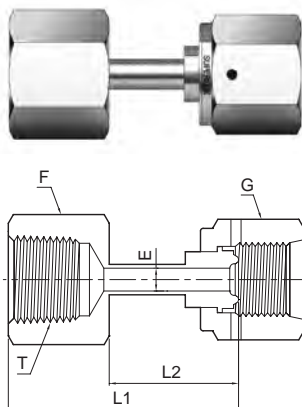
Welded Male Connector (PT)

Part No.	Head Size(in)	T (PT)	E	L	L1	F HEX	G HEX
CWMC-4-2R	1/4"	1/8"	4.35	40.10	24.10	11.11	19.05
CWMC-4-4R	1/4"	1/4"	4.35	45.50	23.40	14.29	19.05
CWMC-8-6R	1/2"	3/8"	7.44	48.00	25.40	17.46	26.99
CWMC-8-8R	1/2"	1/2"	10.22	53.10	25.60	22.23	26.99



Welded Male Connector (NPT)

Part No.	Head Size(in)	T (NPT)	E	L	L1	F HEX	G HEX
CWMC-4-2N	1/4"	1/8"	4.35	40.10	24.10	11.11	19.05
CWMC-4-4N	1/4"	1/4"	4.35	45.50	23.40	14.29	19.05
CWMC-8-6N	1/2"	3/8"	7.44	48.00	25.40	17.46	26.99
CWMC-8-8N	1/2"	1/2"	10.22	53.10	25.60	22.23	26.99



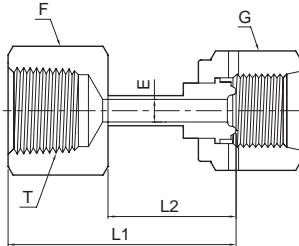
Welded Female Connector (PT)

Part No.	Head Size(in)	T (PT)	E	L	L1	F HEX	G HEX
CWFC-4-4R	1/4"	1/4"	4.35	45.00	23.40	19.05	19.05
CWFC-8-6R	1/2"	3/8"	7.44	49.50	26.90	22.23	26.99
CWFC-8-8R	1/2"	1/2"	10.22	55.40	26.40	26.99	26.99

• All dimensions in millimeters unless specified as "inch". Dimension are for reference only, subject to change.



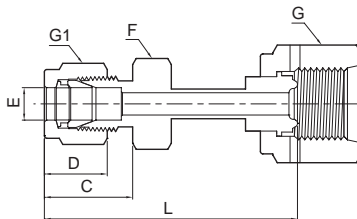
Welded Female Connector (NPT)



Part No.	Head Size(in)	T (NPT)	E	L	L1	F HEX	G HEX
CWFC-4-4N	1/4"	1/4"	4.35	45.00	23.40	19.05	19.05
CWFC-8-6N	1/2"	3/8"	7.44	49.50	26.90	22.23	26.99
CWFC-8-8N	1/2"	1/2"	10.22	55.40	26.40	26.99	26.99



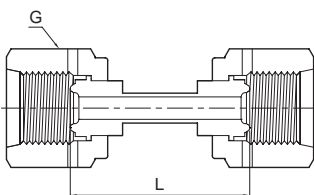
Welded Lok Connector



Part No.	Head Size(in)	Tube Size(in)	C	D	E	L	F HEX	G HEX	G1 HEX
CWSC-4	1/4"	1/4"	17.78	15.24	4.35	49.28	12.70	19.00	17.00
CWSC-4-6	1/4"	3/8"	19.30	16.76	7.44	50.04	15.88	19.00	19.00
CWSC-8	1/2"	1/2"	21.84	22.86	10.22	56.64	20.64	26.00	19.00



Welded Female Union



Part No.	Head Size(in)	L	G HEX
CWFU-4	1/4"	43.40	19.05
CWFU-8	1/2"	46.70	26.99

• All dimensions in millimeters unless specified as "inch". Dimension are for reference only, subject to change.