

Thomson

CHEMLON® 735 JOINT SEALANT



Expanded PTFE form-in-place self-adhesive Joint Sealant.

FEATURES / BENEFITS

- Expanded PTFE sealant on a roll can be applied to virtually any size or shape of flange surface.
- Installation is quick and easy with no hand cutting or precise measuring required.
- Fibrous PTFE structure results in superior creep and cold flow resistance and greater pressure capability versus sintered PTFE.
- Inert to virtually all chemicals - excellent versatility.
- Highly conformable and able to fill in large imperfections on pitted and wire drawn flanges.
- FDA Compliant.

TYPICAL APPLICATIONS

- Steam and chemical service in Pulp and Paper, Food Processing, Pharmaceutical, and Chemical processing.
- Evaporators, pipe flanges, heat exchangers, man-ways, housing covers, and pump casings.

SPECIFICATIONS

Construction:
100% Expanded PTFE

Colour:
White

Temperatures:
-450°F (-268°C)
to 600°F (315°C)

Pressure:
Max: 2900 psi (200 bar)

pH Range:
0-14 (except molten alkali metals and elemental fluorine)

ORDERING INFORMATION

Nominal Width	1/8"	3/16"	1/4"	3/8"	1/2"	5/8"	3/4"	1"
Thickness (in)	.059	.079	.157	.197	.197	.236	.276	.236
Spool Length (ft)	50/100/500	75/150/750	50/100/500	25/50/250	15/30/150	15/30/150	15/30/100	15/30/75
Sealing Width (in)	1/8 to 1/4	1/4 to 3/8	3/8 to 5/8	5/8 to 1	1 to 1-1/2	1-1/2 to 2	2 to 2-1/2	2-1/2+

TYPICAL INSTALLATION METHODS - CHEMLON® 735

SIZE SELECTION

Flat Face / Raised Face Flanges and Man-ways:

Measure the flange sealing width. Refer to Ordering Information for the corresponding Chemlon® 735 Joint Sealant nominal width.

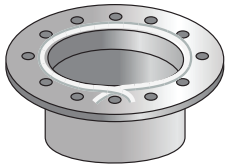
Tongue and Groove Flanges:

Select the Chemlon® 735 Joint Sealant nominal width that is equal to or less than the width of the groove.

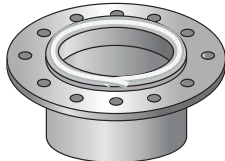
APPLICATION METHODS

Standard Flanges

Flat Face:

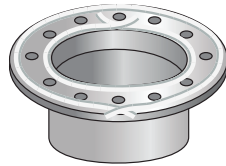


Raised Face:

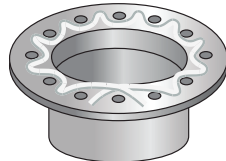


Fragile Flanges

To prevent flange rotation:

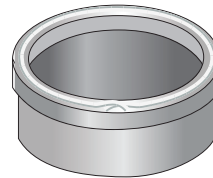


To minimize flange rotation:



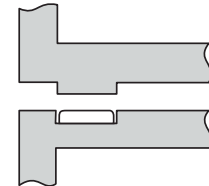
Man-ways

For self-energizing man-ways and access doors, please contact A.R. Thomson Group Inc.



Tongue & Groove Flanges

To ensure proper gasket compression, the tongue must be equal to or taller than the groove depth:



TORQUING

Select torque as recommended by equipment manufacturer. Unless an alternative procedure is recommended, utilize the star bolting pattern and torque in three 30% of torque intervals and a final pass at 100% of torque.

AUTHORIZED DISTRIBUTOR

Limitation of liability: actual performance may vary and is determined by factors unique to a given application. It is recommended that care be taken in the selection and application of materials for hazardous services and controlled testing be undertaken to determine suitability for a specific application. A.R. Thomson Group Inc. does not make or imply any warranty of suitability for a particular purpose and is not liable for any damages arising from the use of the information in this sheet.

arthomson.com



Locations across Canada to serve you. For your nearest branch, please visit: www.arthomson.com
Copyright © A.R. Thomson Group Inc. - All rights reserved.